

EXECUTIVE CHAIR
EXC-21



EXECUTIVE CHAIR

EXC-21

MATERIAL
Shell: Moulded Steel Covered in Polyurethane Foam
Upholstery: Scientific Leather
Armrests and Base: Chromed Steel
Casters: Nylon

MECHANICAL UNIT
Knee Tilt Mechanism


COLOUR
Black




EXC-21P
W.560 mm
D.690 mm
H.1060 mm
Backrest
W.490 H.620 mm
Seat
W.510 D.480 mm




EXC-21D
W.560 mm
D.650 mm
H.930 mm
Backrest
W.490 D.490 mm
Seat
W.510 D.480 mm



1 Back Lock



2 Gas Lift (Approx. 60 mm)



3 Tilt Mechanism