

FOSTER-V

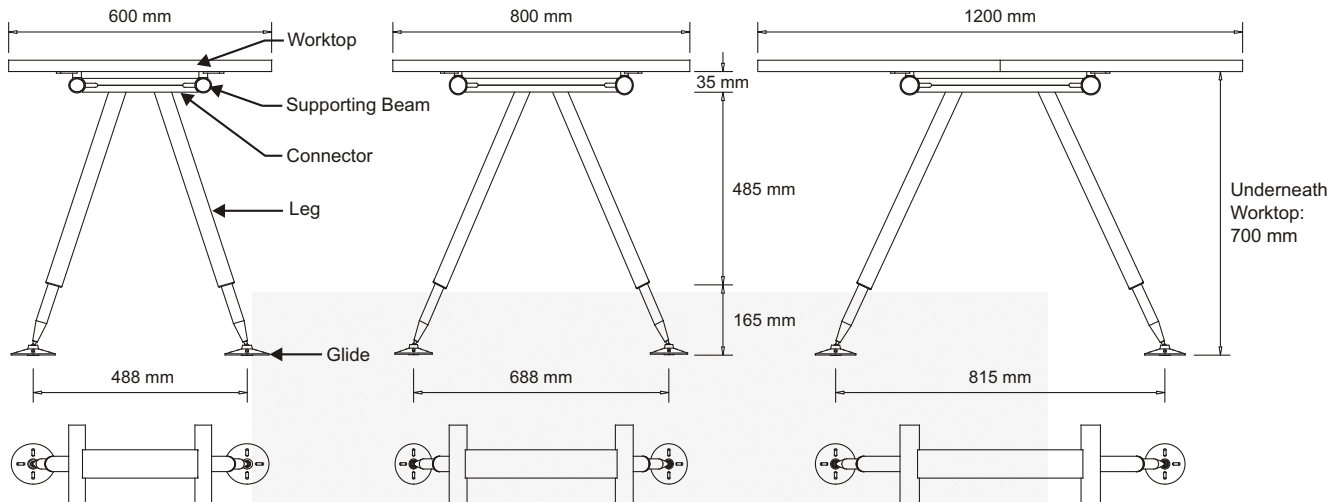
INDUZTR



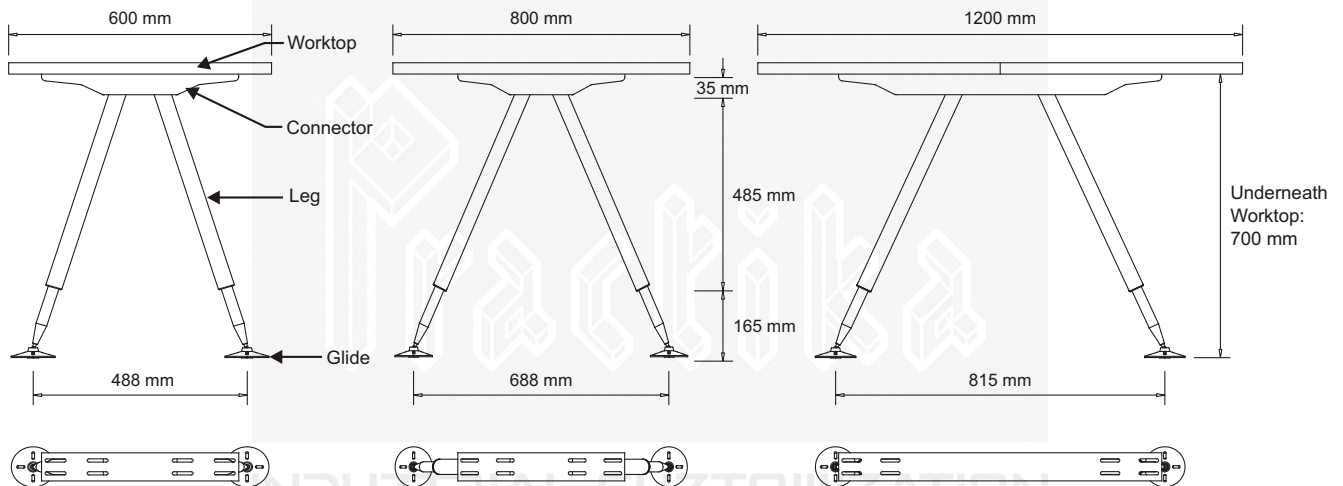
LEG FRAME DETAILS

There are 2 types of legs available.

FV1: is leg with supporting beam.



FV2: is leg without supporting beam.



SPECIFICATION

Leg: 38 mm round steel pipe in epoxy finish with lathed solid steel tip in chrome finish.

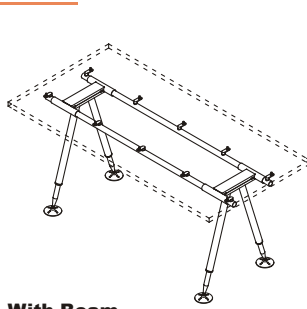
Glide: Stamped steel in epoxy finish.

Connector: 6 mm steel in epoxy finish.

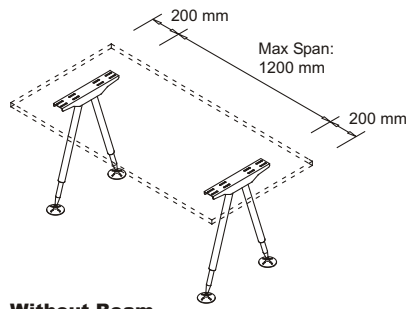
Supporting Beam: 32 mm round steel beam in chrome finish.

Note: Customized colors available upon customer's request.

STRUCTURE



With Beam
No limitation of design



Without Beam
Maximum span = 1200 mm
Maximum worktop length = 1600 mm

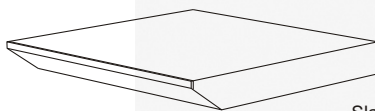
Note: Desk with beams is very strong with long-lasting structure. Please contact **PRACTIKA's** staff if you are unsure.

WORKTOP

Melamine Finish Worktops: Available in white, black, beige, light grey, dark grey, silver, maple, beech, dark oak and cherry.

HPL Worktops: Available in all colors and patterns according to local supplier's ranges.

Worktop's Edges: Available in two designs.



Slant Edge

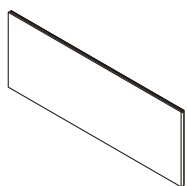


Straight Edge

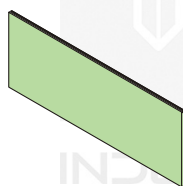
Note: Standard product use straight edge.

SCREEN & MODESTY PANEL

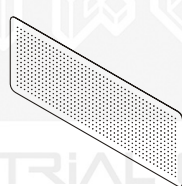
Available in 19 mm particle board, 19 mm particle board with fabric upholstery, perforated steel, laminated glass, opaque polymerize sheet with aluminium frame and plastic. Spray painted on MDF board in any matched color also available upon request.



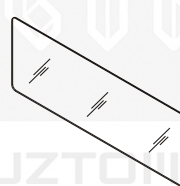
19 mm Particle Board,
Melamine Finish




Fabric Upholstered
Particle Board



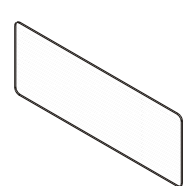
Perforated Steel,
Epoxy Finish



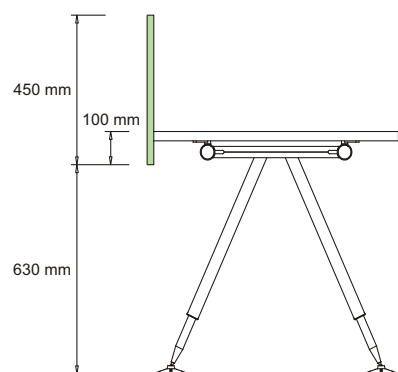
Laminated Glass



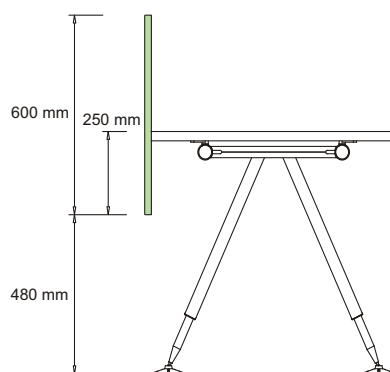
Opaque Polymerize Sheet
with Aluminium Frame



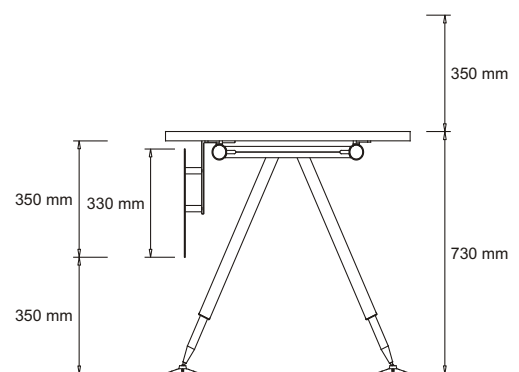
Plastic



Standard Height Screen: 450 mm



Standard Height Screen: 600 mm



Standard Height Modesty Panel: 330 mm

Note: Special design, special size or special material available upon customer's request. Please contact **PRACTIKA's** staff for technical support.

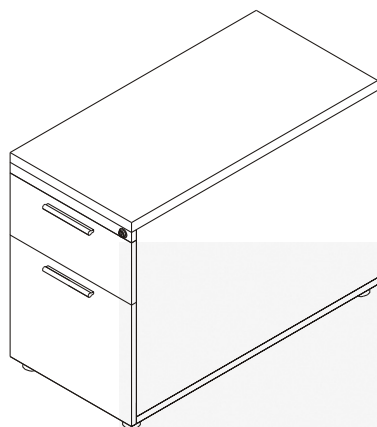
PEDESTAL

Standard **TEAM** pedestal is available in **Particle Board Structure** only.

Structure: Pedestal carcass, door, drawer front and drawer are made of particle board.

Available Carcase's Color: White, black, beige, light grey, dark grey, silver, maple, beech, dark oak and cherry.

Available Door/Drawer Front Color: White, black, beige, light grey, dark grey, silver, maple, beech, dark oak and cherry.



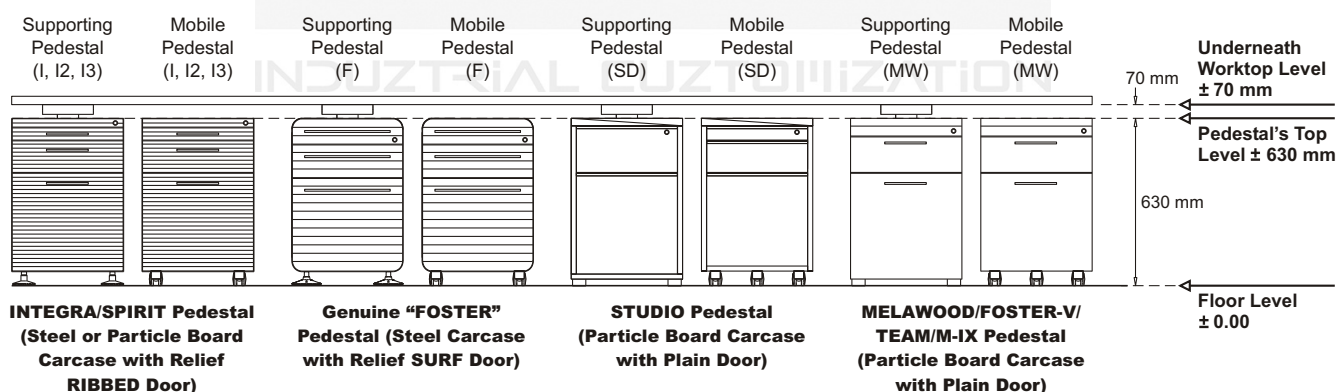
Particle Board Structure Only!
(Code MW)

Note 1: You can also select door/drawer in relief front, spray painted front or HPL front to fit with this pedestal in order to create uniqueness.

Note 2: You can use "Support Pedestal" and "Mobile Pedestal" in steel structure (from **INTEGRA/SPIRIT** range) with **TEAM** leg in order to create a higher standard furniture.

HEIGHT

All supporting pedestals and mobile pedestals are 630 mm high. Interchange between **INTEGRA/SPIRIT** steel carcass pedestal (code I), **INTEGRA/SPIRIT** particle board carcass pedestal (code I2, I3), genuine **FOSTER** pedestal (code F), **STUDIO** pedestal (code SD) and **MELAWOOD/TEAM/M-IX** pedestal (code MW) are always possible.



Note: Code I : Steel carcass, relief door, steel drawer, with pencil tray drawer.
 Code I2 : Particle board carcass, relief door, particle board drawer, with pencil tray drawer.
 Code I3 : Particle board carcass, plain door, particle board drawer, with pencil tray drawer.
 Code F : Steel carcass, relief door, steel drawer, with pencil tray drawer.
 Code SD : Particle board carcass, plain door, particle board drawer, **WITH** or **WITHOUT** pencil tray drawer.
 Code MW : Particle board carcass, plain door, particle board drawer, **WITHOUT** pencil tray drawer.

DOOR/DRAWER FRONT

Standard Door/Drawer Front:

Plain Door/Drawer Front: In melamine finish. Available in white, black, beige, light grey, dark grey, silver, maple, beech, dark oak and cherry with matching PVC edging.

Customized Door/Drawer Front:

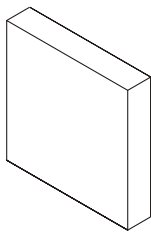
HPL Finish: Available upon local supplier's ranges.

Spray Painted: Available in any matching color.

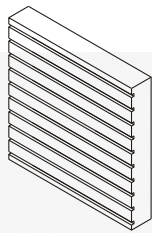
Relief Door/Drawer Front:

PVC 3D Forming: Available in white, black, light grey, dark grey, silver, beech.

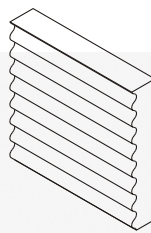
Spray Painted: Available in any matching color.



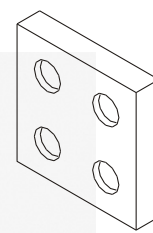
Plain Door
Standard Design for
STUDIO, MELAWOOD Range
(Code SD, MW)



Relief Door (RIBBED)
Standard Design for
INTEGRA/SPIRIT Range
(Code I, I2)



Relief Door (SURF)
Standard Design for
FOSTER Range
(Code F)



Relief Door (DOT)

Note: Customized design of relief door/drawer front is available upon customer's request.

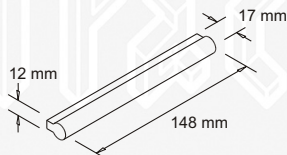
4

HANDLE

Standard Handle

HA12 (L 148 mm, CC 128 mm)

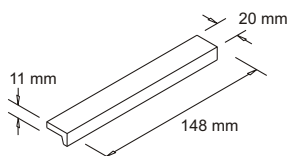
Extruded aluminium handle in silver anodize finish. Standard handle's length is 148 mm (CC 128 mm).



Option

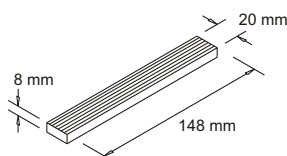
HA11 (L 148 mm, CC 128 mm)

"L" shape extruded aluminium handle in silver anodize finish. Standard handle's length is 148 mm (CC 128 mm).



HA17 (L 148 mm, CC 128 mm)

Extruded aluminium handle in silver anodize finish. Standard handle's length is 148 mm (CC 128 mm).

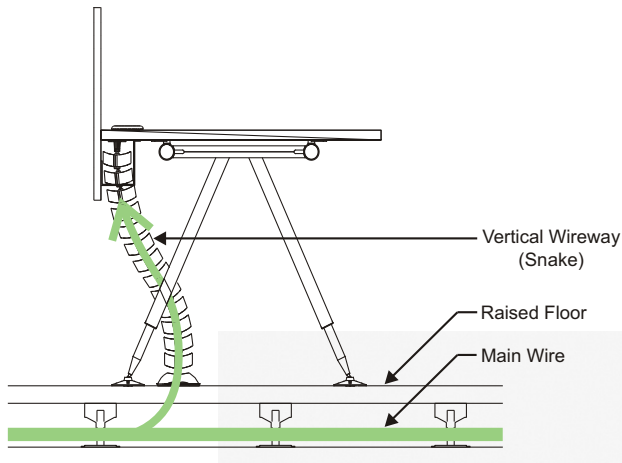


Note: Longer handles are available in lengths as follows: L 212 mm (CC 192 mm), L 340 mm (CC 320 mm).

CABLE MANAGEMENT

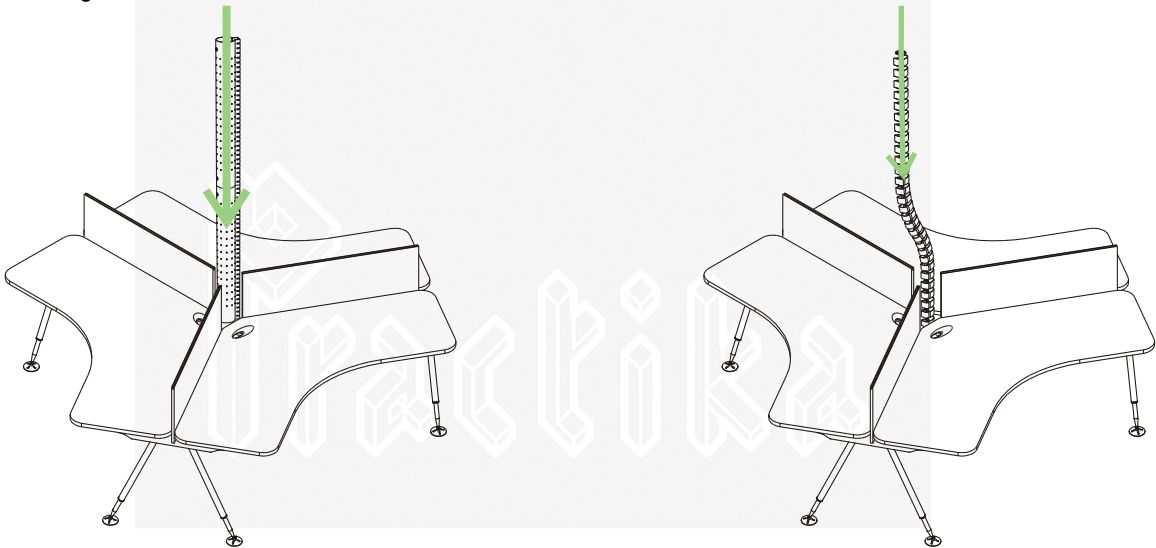
1. From Main Line to Desk

1.1 From Raised Floor



Using "Snake" to accommodate wires from floor.

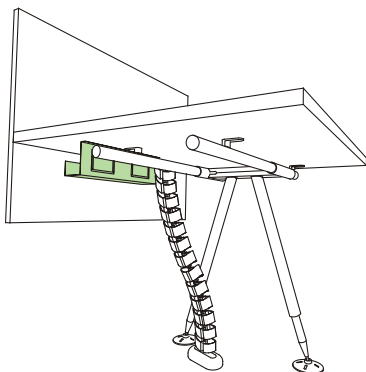
1.2 From Ceiling



Using "Wire Access Pole" to accommodate wires from ceiling.

Using "Snake" to accommodate wires from ceiling.

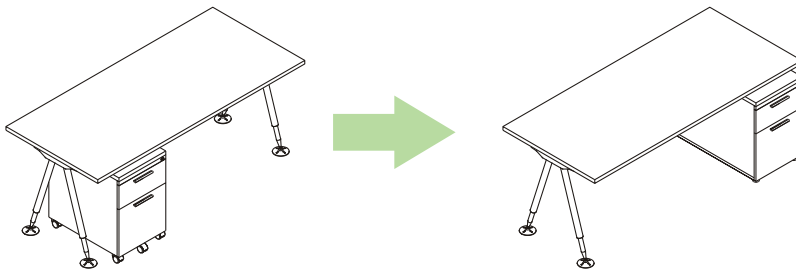
2. Underneath Your Desk



Additional wireway can be attached underneath worktop. This wireway will tidy your desk by accommodate surplus wire behind you office appliances. There are cut-outs on vertical surface for installing data and power outlets. Please contact **PRACTIKA** for appropriate wireway length.

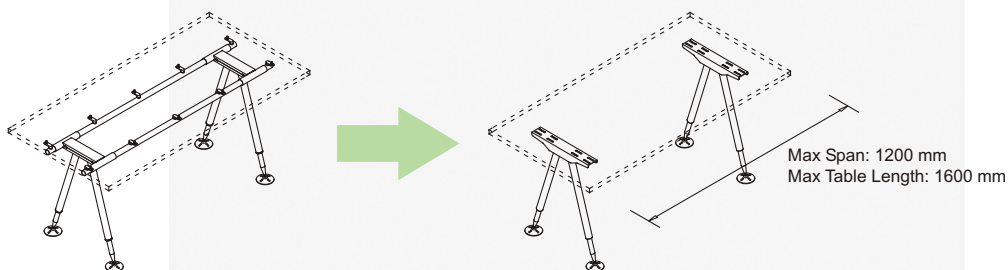
TIPS

1. Save Cost by Using Supporting Drawer Pedestal



You can save cost of one leg by using "Supporting Drawer Pedestal".

2. Save Cost by Not Using Beam




You can dispense with supporting beam to cut cost the maximum span is 1200 mm.

3. More Pedestals to Select

You can find a higher standard range of pedestal designs from our "INTEGRA/SPIRIT". You can also select **INTEGRA/SPIRIT** steel carcass pedestal with ribbed door (code I), **INTEGRA/SPIRIT** particle board carcass pedestal with ribbed door (code I2) or plain door (code I3). Please turn to **INTEGRA/SPIRIT** section or contact **PRACTIKA**'s staff for more details.

4. Play with Perforated Screen Designs



You design and set your perforated's pattern to create your uniqueness by using our standard tool or order your special design tool, modified company logo can also be perforated.

5. Play with Relief Door/Drawer Front

You can design your own relief pattern on door/drawer front. Kindly consult **PRACTIKA**'s staff for technical supporting.

6. Play with Handles

You can create a different look by using different design handle or longer handle or different color handle. Please turn to **HANDLE** section (page 4) for more details.

ATTENTION !

1. Carefully Check Your Needs

Standard desk does not include

- **GROMMET:** For wire access through worktop.
- **MODESTY PANEL:** Available in several choices.
- **CABLE MANAGEMENT ACCESSORIES:** Both access for wire from ceiling or floor and wireway underneath worktop for install outlets and accommodate the surplus wire.
- **SCREEN:** If you need privacy or to blind the wires behind your monitor.
- **ACCESSORIES:** Keyboard Tray, Hung on Screen Tray, Name Plate, etc.

2. Wide Top or Glass Top

Kindly consult **PRACTIKA** staff for proper design on beam and supporting arm. **DO NOT USE STANDARD BEAM AND ARM.**

3. HPL Worktop

Please pay attention on **HOW TO FINISH EDGES**. There are standard PVC edging available and we strongly advise you to ensure matching color before ordering.

4. Keyboard Tray

Traditional sliding keyboard tray which is attached underneath worktop may be obstructed by supporting beam. Please consult **PRACTIKA** staff for consulting.

5. Wiring & Outlets

Please pay special attention to customer's requirement on wiring/outlets and pass us full information. We have very wide accessories and solution which will fully respond to your customer's needs on practical wiring design. **PLEASE KINDLY PAY GREAT ATTENTION TO WIRING REQUIREMENTS.**

CONTACT US !

To get in touch with us immediately, you can simply call us on the phone and our staff will be more than happy to respond to your inquiries. Or you can write to us by using email so you can be sure that your request will surely reach us.

- AFTER SALES SERVICE

aftersalesservice@praktika.com
Tel: 02 533 3955 Ext.187-188

- HOT LINE CONTACT (within 24 hours)

prakong@praktika.com
Tel: 09 1120 4096

- SALES & MARKETING

praktikamail@praktika.com
Tel: 02 533 3955 Ext.151, 152-153

- DELIVERY & INSTALLATION

delivery@praktika.com
Tel: 02 533 3955 Ext.141, 143-144

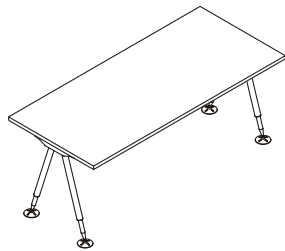
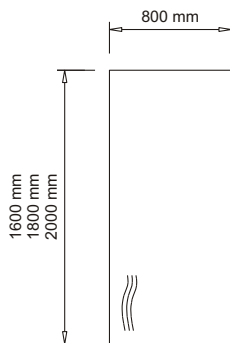
- HUMAN RESOURCE

hr@praktika.com
Tel: 02 533 3955 Ext.110-115

- SUPPLY CHAIN

scd@praktika.com
Tel: 02 533 3955 Ext. 210, 217

DESK, RECTANGULAR SHAPE

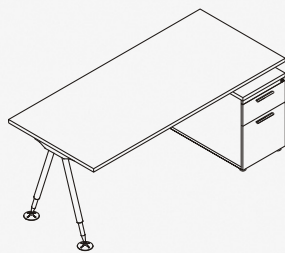


DESK

FV1-D1600 W 1600 D 800 H 730 mm

FV1-D1800 W 1800 D 800 H 730 mm

FV1-D2000 W 2000 D 800 H 730 mm

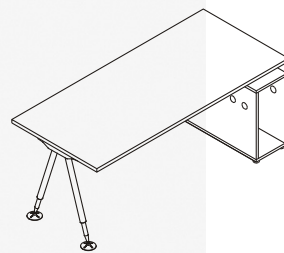


DESK, with Supporting Drawer

FV1-D162D (R/L) W 1600 D 800 H 730 mm

FV1-D182D (R/L) W 1800 D 800 H 730 mm

FV1-D202D (R/L) W 2000 D 800 H 730 mm



DESK, with Supporting CPU Storage

FV1-D16CP (R/L) W 1600 D 800 H 730 mm

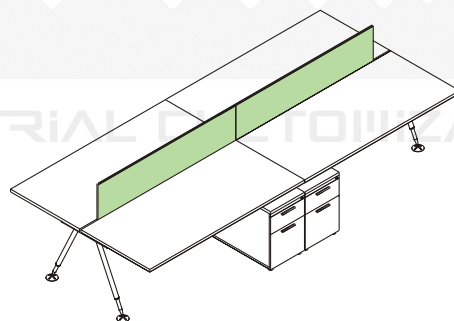
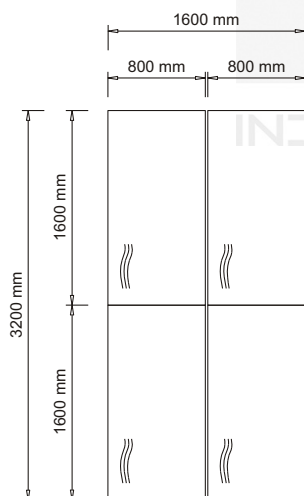
FV1-D18CP (R/L) W 1800 D 800 H 730 mm

FV1-D20CP (R/L) W 2000 D 800 H 730 mm

Note 1: Supporting unit available in **PARTICLE BOARD CARCASE** only!

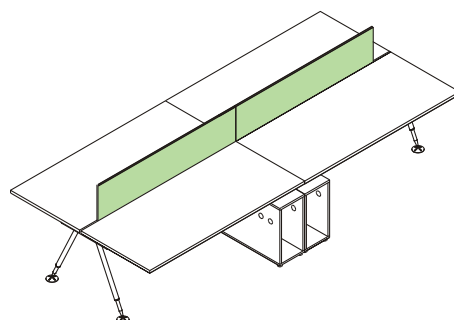
Note 2: Standard desk does **NOT** include **GROMMET, MODESTY PANEL, HORIZONTAL WIREWAY** (underneath worktop), **VERTICAL WIREWAY** (snake) and accessories.

WORK CLUSTER, RECTANGULAR SHAPE



4 SEATS WORK CLUSTER, with Supporting Drawer and Fabric Upholstered Screen, without Supporting Beam

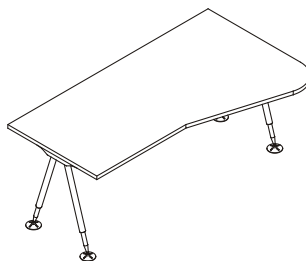
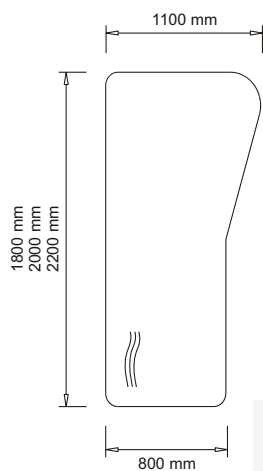
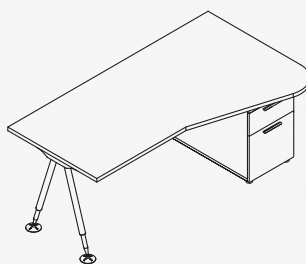
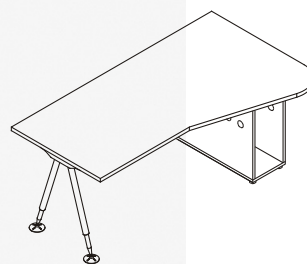
FV2-D322D W 3200 D 1600 H 730 mm



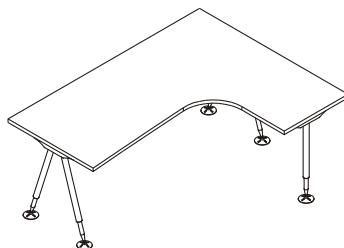
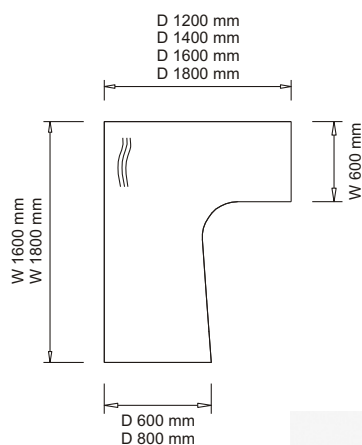
4 SEATS WORK CLUSTER, with Supporting CPU Storage and Fabric Upholstered Screen, without Supporting Beam

FV2-D32CP W 3200 D 1600 H 730 mm

Note: Screens are also available in 19 mm particle board. Please turn to **SCREEN** section (page 15) for full details.

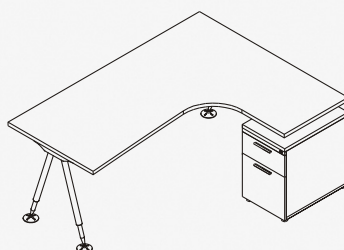
DESK, P-SHAPE**DESK****FV1-P1800 (R/L)** W 1800 D 1100 H 730 mm**FV1-P2000 (R/L)** W 2000 D 1100 H 730 mm**FV1-P2200 (R/L)** W 2200 D 1100 H 730 mm**DESK, with Supporting Drawer****FV1-P182D (R/L)** W 1800 D 1100 H 730 mm**FV1-P202D (R/L)** W 2000 D 1100 H 730 mm**FV1-P222D (R/L)** W 2200 D 1100 H 730 mm**DESK, with Supporting CPU Storage****FV1-P18CP (R/L)** W 1800 D 1100 H 730 mm**FV1-P20CP (R/L)** W 2000 D 1100 H 730 mm**FV1-P22CP (R/L)** W 2200 D 1100 H 730 mm**Note 1:** Supporting unit available in **PARTICLE BOARD CARCASE** only!**Note 2:** Standard desk does **NOT** include **GROMMET, MODESTY PANEL, HORIZONTAL WIREWAY** (underneath worktop), **VERTICAL WIREWAY** (snake) and accessories.

DESK, L-SHAPE 90°



DESK

- FV1-L1612 (R/L)** W 1600/600 D 1200/800 H 730 mm
- FV1-L1614 (R/L)** W 1600/600 D 1400/800 H 730 mm
- FV1-L1616-6 (R/L)** W 1600/600 D 1600/600 H 730 mm
- FV1-L1616-8 (R/L)** W 1600/600 D 1600/800 H 730 mm
- FV1-L1812 (R/L)** W 1800/600 D 1200/800 H 730 mm
- FV1-L1818-6 (R/L)** W 1800/600 D 1800/600 H 730 mm
- FV1-L1818-8 (R/L)** W 1800/600 D 1800/800 H 730 mm



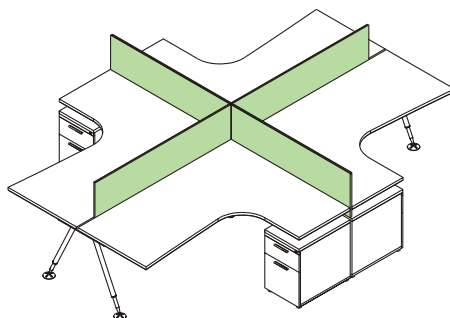
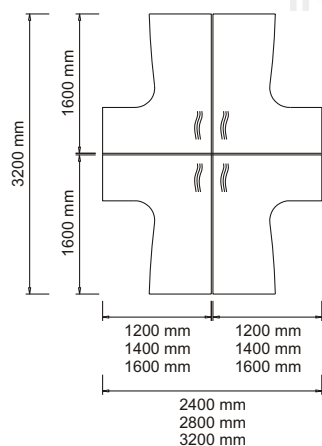
DESK, with Supporting Drawer

- FV1-L16142D (R/L)** W 1600/600 D 1400/800 H 730 mm
- FV1-L16162D-6 (R/L)** W 1600/600 D 1600/600 H 730 mm
- FV1-L16162D-8 (R/L)** W 1600/600 D 1600/800 H 730 mm
- FV1-L18182D-6 (R/L)** W 1800/600 D 1800/600 H 730 mm
- FV1-L18182D-8 (R/L)** W 1800/600 D 1800/800 H 730 mm

Note 1: Supporting unit available in **PARTICLE BOARD CARCASE** only!

Note 2: Standard desk does **NOT** include **GROMMET, MODESTY PANEL, HORIZONTAL WIREWAY** (underneath worktop), **VERTICAL WIREWAY** (snake) and accessories.

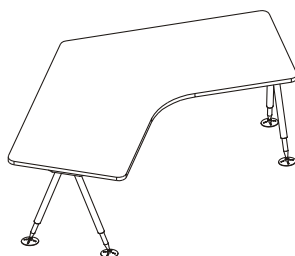
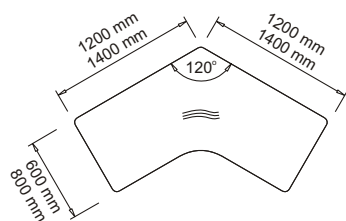
WORK CLUSTER, L-SHAPE 90°



4 SEATS WORK CLUSTER, with Supporting Drawer and Fabric Upholstered Screen, without Supporting Beam

- FV2-L32242D** W 3200 D 2400 H 730 mm
- FV2-L32282D** W 3200 D 2800 H 730 mm
- FV2-L32322D** W 3200 D 3200 H 730 mm

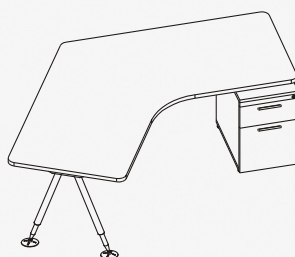
Note: Screens are also available in 19 mm particle board. Please turn to **SCREEN** section (page 15) for full details.

DESK, V-SHAPE 120°

DESK,
without Supporting Beam

FV2-V1200 W 1200 D 600 H 730 mm

FV2-V1400 W 1400 D 800 H 730 mm



DESK, with Supporting Drawer,
without Supporting Beam

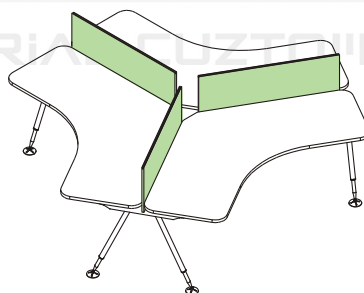
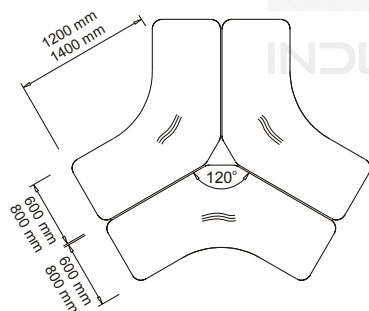
FV2-V122D (R/L) W 1200 D 600 H 730 mm

FV2-V142D (R/L) W 1400 D 800 H 730 mm

Note 1: Supporting unit available in **PARTICLE BOARD CARCASE** only!

Note 2: Standard desk does **NOT** include **GROMMET, MODESTY PANEL, HORIZONTAL WIREWAY** (underneath worktop), **VERTICAL WIREWAY** (snake) and accessories.

11

WORK CLUSTER, V-SHAPE 120°

3 SEATS WORK CLUSTER,
with Fabric Upholstered Screen,
without Supporting Beam

1200 mm Desk

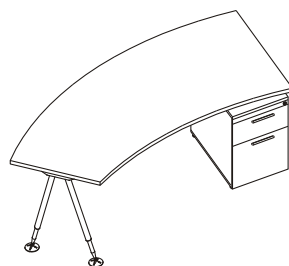
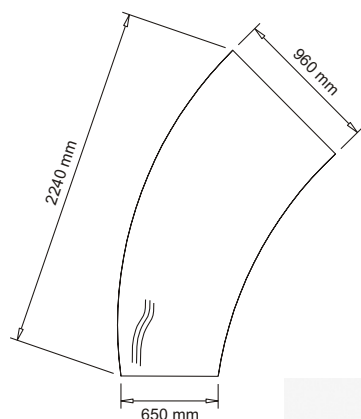
FV2-V2723 W 2700 D 2300 H 730 mm

1400 mm Desk

FV2-V3228 W 3250 D 2800 H 730 mm

Note: Screens are also available in 19 mm particle board. Please turn to **SCREEN** section (page 15) for full details.

DESK, C-SHAPE



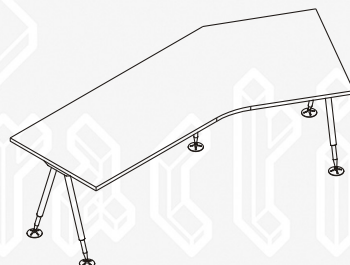
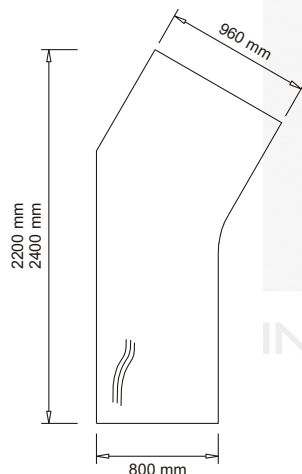
DESK, with Supporting Drawer
FV1-C222D (R/L) W 2240 D 960 H 730 mm

Note 1: Supporting unit available in **PARTICLE BOARD CARCASE** only!

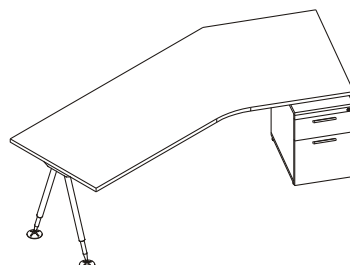
Note 2: Standard desk does **NOT** include **GROMMET, MODESTY PANEL, HORIZONTAL WIREWAY** (underneath worktop), **VERTICAL WIREWAY** (snake) and accessories.

12

DESK, J-SHAPE



DESK
FV1-J2200 (R/L) W 2200 D 960 H 730 mm
FV1-J2400 (R/L) W 2400 D 960 H 730 mm

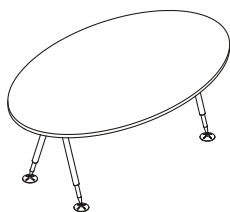
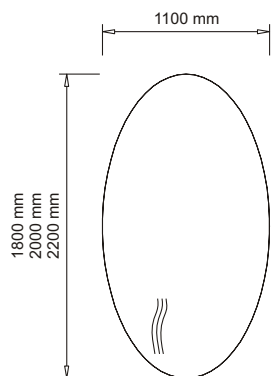


DESK, with Supporting Drawer
FV1-J222D (R/L) W 2200 D 960 H 730 mm
FV1-J242D (R/L) W 2400 D 960 H 730 mm

Note 1: Supporting unit available in **PARTICLE BOARD CARCASE** only!

Note 2: Standard desk does **NOT** include **GROMMET, MODESTY PANEL, HORIZONTAL WIREWAY** (underneath worktop), **VERTICAL WIREWAY** (snake) and accessories.

DESK/MEETING TABLE, OVAL SHAPE



DESK/MEETING TABLE

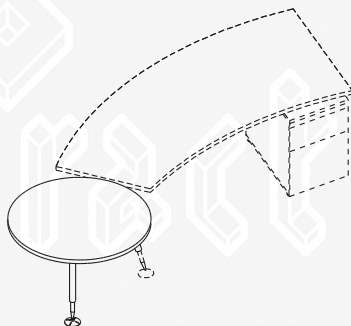
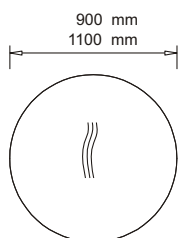
FV1-O1800 W 1800 D 1100 H 730 mm

FV1-O2000 W 2000 D 1100 H 730 mm

FV1-O2200 W 2200 D 1100 H 730 mm

Note: Standard desk does **NOT** include **GROMMET, MODESTY PANEL, HORIZONTAL WIREWAY** (underneath worktop), **VERTICAL WIREWAY** (snake) and accessories.


MEETING TABLE, ROUND SHAPE



CONNECTING MEETING TABLE

(For Connected to 800 mm Depth Worktop)

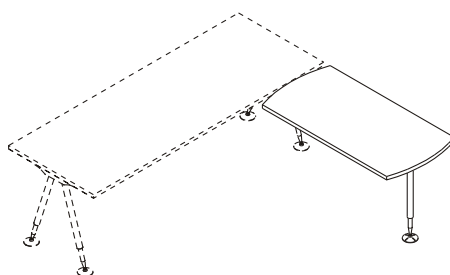
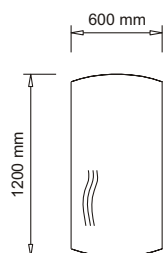
FV1-R90P W 900 H 730 mm



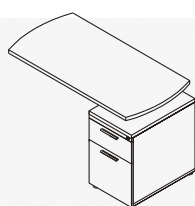
MEETING TABLE

FV1-R110 W 1100 H 730 mm

RETURN, ROUNDED RECTANGULAR SHAPE



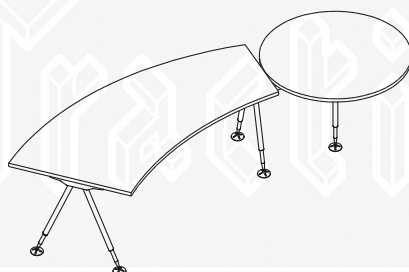
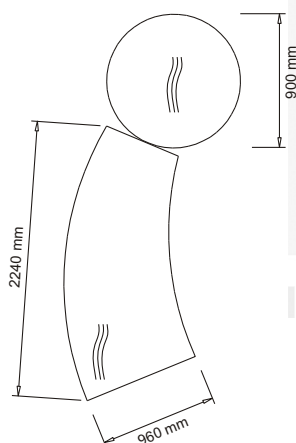
RETURN WORKTOP
FV1-RE120 W 1200 D 600 H 730 mm



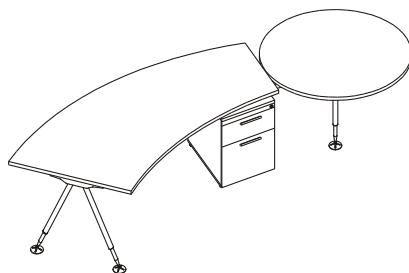
RETURN WORKTOP
with Supporting Drawer
FV1-RE122D (R/L) W 1200 D 600 H 730 mm

14

DESK, COMBINATION C-SHAPE + ROUND MEETING TABLE



DESK, with Connected Meeting Table
FV1-CS2200 (R/L) W 2240 D 960 H 730 mm
FV1-R90P W 900 H 730 mm

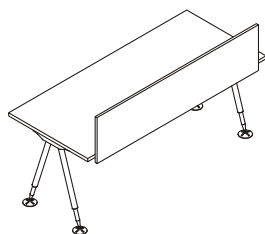


DESK, with Connected Meeting Table
and Supporting Drawer
FV1-CS222D (R/L) W 2240 D 960 H 730 mm
FV1-R90P W 900 H 730 mm

Note 1: Supporting unit available in **PARTICLE BOARD CARCASE** only!

Note 2: Standard desk does **NOT** include **GROMMET, MODESTY PANEL, HORIZONTAL WIREWAY** (underneath worktop), **VERTICAL WIREWAY** (snake) and accessories.

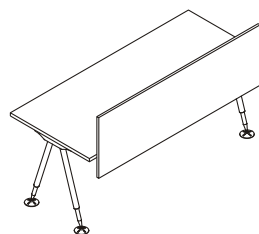
SCREEN PARTICLE BOARD



STANDARD SCREEN

450 mm HIGH DESK SCREEN

I-PS4540 W 400 H 450 T 19 mm
I-PS4560 W 600 H 450 T 19 mm
I-PS4580 W 800 H 450 T 19 mm
I-PS4510 W 1000 H 450 T 19 mm
I-PS4512 W 1200 H 450 T 19 mm
I-PS4514 W 1450 H 450 T 19 mm
I-PS4516 W 1600 H 450 T 19 mm
I-PS4518 W 1800 H 450 T 19 mm

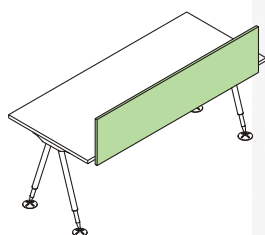


600 mm HIGH DESK SCREEN

I-PS6040 W 400 H 600 T 19 mm
I-PS6060 W 600 H 600 T 19 mm
I-PS6080 W 800 H 600 T 19 mm
I-PS6010 W 1000 H 600 T 19 mm
I-PS6012 W 1200 H 600 T 19 mm
I-PS6014 W 1450 H 600 T 19 mm
I-PS6016 W 1600 H 600 T 19 mm
I-PS6018 W 1800 H 600 T 19 mm

Note: Available in melamine finish, HPL finish and spray paint finish.

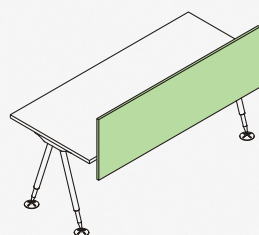
SCREEN PARTICLE BOARD WITH FABRIC UPHOLSTERY



STANDARD SCREEN

450 mm HIGH DESK SCREEN

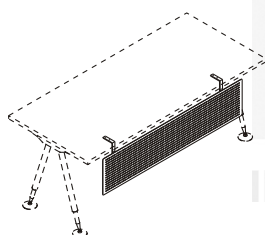
I-FS4540 W 400 H 450 T 19 mm
I-FS4560 W 600 H 450 T 19 mm
I-FS4580 W 800 H 450 T 19 mm
I-FS4510 W 1000 H 450 T 19 mm
I-FS4512 W 1200 H 450 T 19 mm
I-FS4514 W 1450 H 450 T 19 mm
I-FS4516 W 1600 H 450 T 19 mm
I-FS4518 W 1800 H 450 T 19 mm



600 mm HIGH DESK SCREEN

I-FS6040 W 400 H 600 T 19 mm
I-FS6060 W 600 H 600 T 19 mm
I-FS6080 W 800 H 600 T 19 mm
I-FS6010 W 1000 H 600 T 19 mm
I-FS6012 W 1200 H 600 T 19 mm
I-FS6014 W 1450 H 600 T 19 mm
I-FS6016 W 1600 H 600 T 19 mm
I-FS6018 W 1800 H 600 T 19 mm

MODESTY PANEL PERFORATED STEEL



FOR STRAIGHT WORKTOP

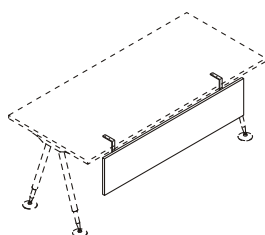
I-M110 W 1100 H 330 T 2 mm
I-M145 W 1450 H 330 T 2 mm
I-M160 W 1600 H 330 T 2 mm
I-M180 W 1800 H 330 T 2 mm

FOR CURVED WORKTOP

I-MC120 W 1200 H 330 T 2 mm

Note: Perforated screen will be supply in standard pattern **PR06** (see page 6).

MODESTY PANEL PARTICLE BOARD




FOR STRAIGHT WORKTOP

I-MP110 W 1100 H 330 T 19 mm
I-MP145 W 1450 H 330 T 19 mm
I-MP160 W 1600 H 330 T 19 mm
I-MP180 W 1800 H 330 T 19 mm

Note: Available in melamine finish, HPL finish and spray paint finish.

Note: Please contact **PRACTIKA**'s staff if you are unsure of the correct modesty panel's item.

PEDESTAL

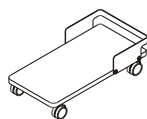


MOBILE DRAWER
1 Small Drawer
1 Hanging File Drawer
MW-652FR W 420 D 570 H 630 mm



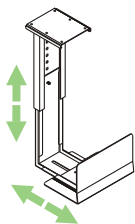
MOBILE DRAWER
3 Small Drawers
MW-653R W 420 D 570 H 630 mm

CPU STORAGE PARTICLE BOARD CARCASE



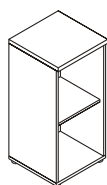
MOBILE CPU TROLLEY
T-CPU02R W 250 D 500 H 145 mm

CPU STORAGE ADJUSTABLE TYPE (Suspend Under Worktop)

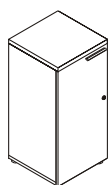


SUSPENDED CPU STORAGE
(Adjustable Height and Width)
I-CPU04 W 205-305 D 240 H 320-535 mm

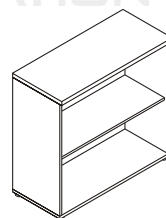
LOW STORAGE CABINET, 850 mm HIGH



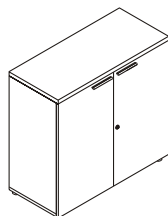
OPEN CABINET
MW-840 W 400 D 400 H 850 mm



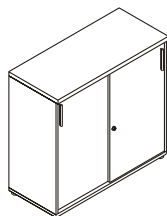
1-DOOR CABINET
MW-841 W 400 D 400 H 850 mm




OPEN CABINET
MW-8000 W 900 D 400 H 850 mm



2-DOOR CABINET
MW-8002 W 900 D 400 H 850 mm

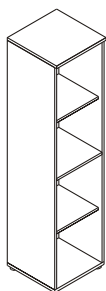


SLIDING DOOR CABINET
MW-800S W 900 D 400 H 850 mm

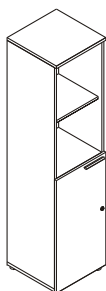


HANGING FILE DRAWER CABINET
MW-800F W 900 D 400 H 850 mm

MEDIUM HEIGHT STORAGE CABINET, 1650 mm HIGH



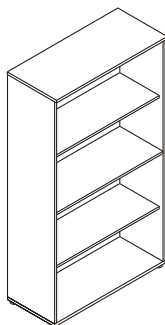
OPEN CABINET
MW-1610 W 400 D 400 H 1650 mm



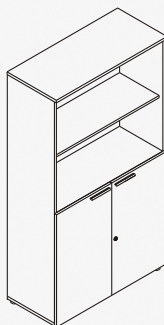
OPEN AND 1-DOOR CABINET
MW-1601 W 400 D 400 H 1650 mm



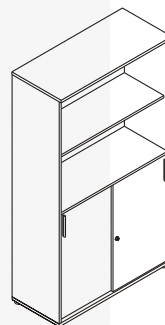
1-DOOR CABINET
MW-1611 W 400 D 400 H 1650 mm



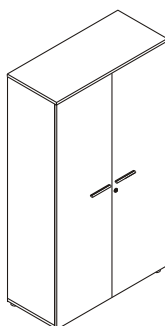
OPEN CABINET
MW-1600 W 900 D 400 H 1650 mm



OPEN AND 2-DOOR CABINET
MW-1602 W 900 D 400 H 1650 mm



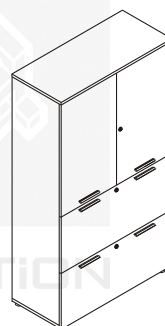
OPEN AND SLIDING DOOR CABINET
MW-160S W 900 D 400 H 1650 mm



2-DOOR CABINET
MW-1622 W 900 D 400 H 1650 mm

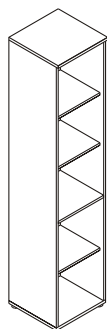


**OPEN AND HANGING FILE
DRAWER CABINET**
MW-160F W 900 D 400 H 1650 mm

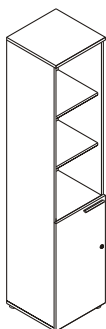


**2-DOOR AND HANGING FILE
DRAWER CABINET**
MW-162F W 900 D 400 H 1650 mm

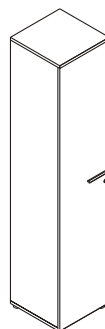
HIGH STORAGE CABINET, 1850 mm HIGH



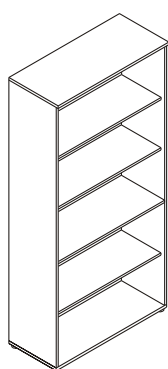
OPEN CABINET
MW-1810 W 400 D 400 H 1850 mm



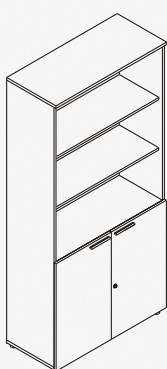
OPEN AND 1-DOOR CABINET
MW-1801 W 400 D 400 H 1850 mm



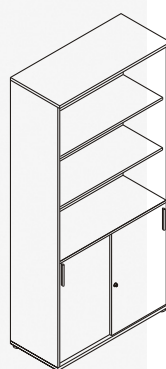
1-DOOR CABINET
MW-1811 W 400 D 400 H 1850 mm



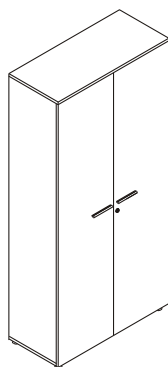
OPEN CABINET
MW-1800 W 900 D 400 H 1850 mm



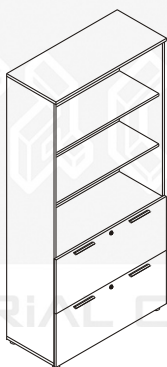
OPEN AND 2-DOOR CABINET
MW-1802 W 900 D 400 H 1850 mm



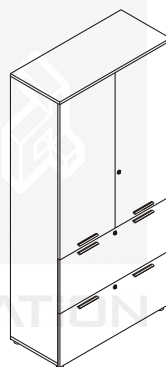
OPEN AND SLIDING DOOR CABINET
MW-180S W 900 D 400 H 1850 mm



2-DOOR CABINET
MW-1822 W 900 D 400 H 1850 mm



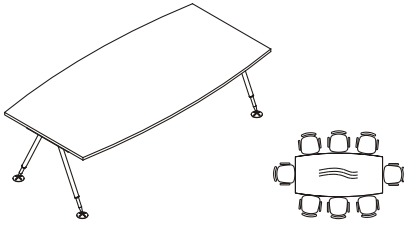
**OPEN AND HANGING FILE
DRAWER CABINET**
MW-180F W 900 D 400 H 1850 mm



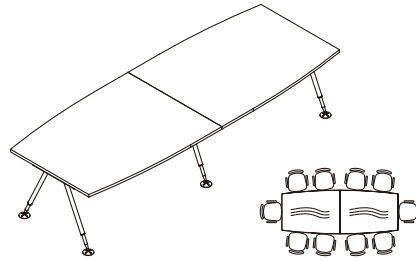
**2-DOOR AND HANGING FILE
DRAWER CABINET**
MW-182F W 900 D 400 H 1850 mm

CONFERENCE TABLE, BOAT SHAPE

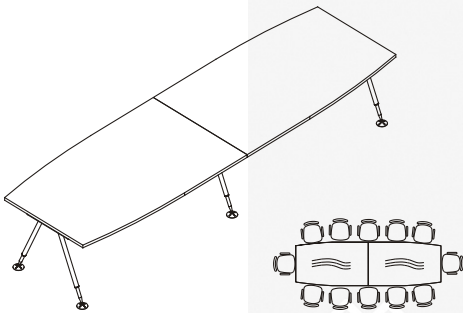
PARTICLE BOARD TOP (with Melamine or HPL Finish)



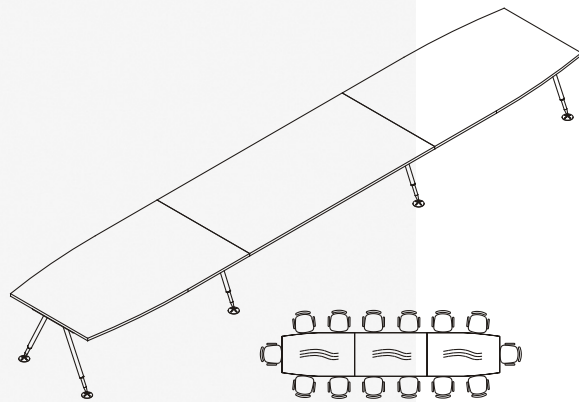
8 SEATS
FV1-B2412 W 2400 D 1200 H 730 mm



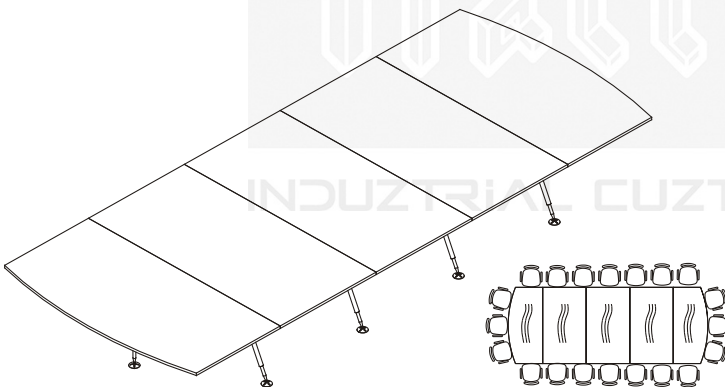
10 SEATS
FV1-B3212 W 3200 D 1200 H 730 mm



12 SEATS
FV1-B4012 W 4000 D 1200 H 730 mm



14 SEATS
FV1-B6012 W 6000 D 1200 H 730 mm

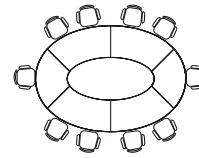
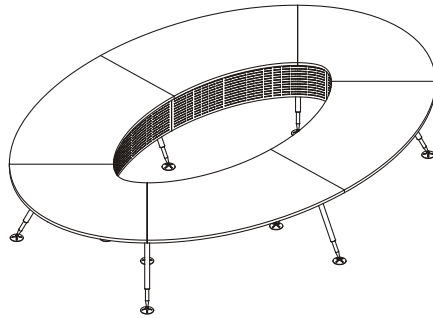
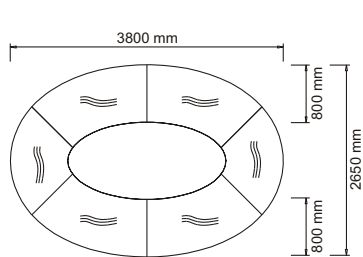


20 SEATS
FV1-B5521 W 5500 D 2100 H 730 mm

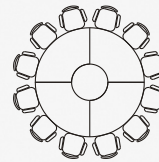
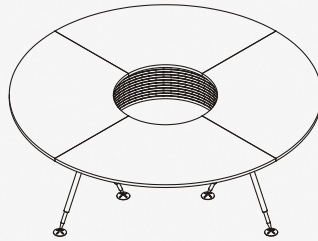
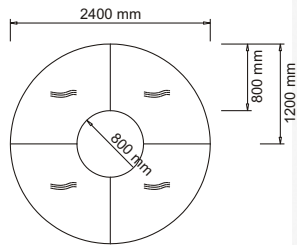
Note 1: Special table's size, shape and material available upon customer's request.

Note 2: Please order **CABLE MANAGER** (wireway underneath worktop), **GROMMET** and **ACCESSORIES** separately.

CONFERENCE TABLE, RING SHAPE PARTICLE BOARD TOP (with Melamine or HPL Finish)



10 SEATS
FV1-CO2638 W 3800 D 2650 H 730 mm



12 SEATS
FV1-CO2424 W 2400 H 730 mm

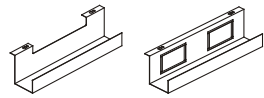
20

Note 1: Special table's size, shape and material available upon customer's request.

Note 2: Please order **CABLE MANAGER** (wireway underneath worktop), **GROMMET** and **ACCESSORIES** separately.

Note 3: Standard product will be supply with perforated steel modesty panel pattern **PR06** (see page 6).

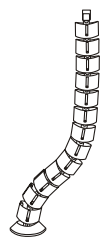
CABLE MANAGER



HORIZONTAL WIREWAY
(Attach Under Worktop, Behind Modesty Panel)

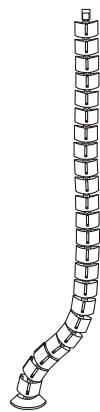
HWE30

HWE30S (With Electrical Sockets)
W 300 D 60 H 90 mm



VERTICAL WIREWAY (SNAKE)
(Attach from Floor to Worktop)

VW76 W 60 H 750 mm



VERTICAL WIREWAY (SNAKE)
(Attach from Ceiling to Worktop)

VW260 W 60 H 2600 mm




WIREWAY ACCESS POLE
(Attach from Ceiling to Worktop)

WP260 W 100 H 2600 mm

ACCESSORIES

OUTLETS ON WORKTOP (for Power, Computer and Telephone)

SIMPLE TYPE (for Power ONLY!)



CLOSE



PUSH



OPEN

ACCESS

W 153 D 73 H 55 mm

Finish: Matt chrome

Power Supply: 2 sockets with grounding, duplex universal receptacle (3 gang, 10/15 A, 240 AC V)

POP-UP TYPE



CLOSE



PRESS BUTTON



OPEN

POPUP

W 264 D 117 H 67 mm

Finish: Matt chrome

Power Supply: 2 sockets with grounding, duplex universal receptacle (3 gang, 10/15 A, 240 AC V)

LAN (Computer, Internet): RJ45 Cat5e shielded

Telephone (Voice): 1 AMP RJ11 Cat3

ELECTRIC TURNABLE TYPE



CLOSE



TOUCH



OPEN

ROVO TOUCH-S (2 Powers, 1 LAN)

W 297 D 109 H 103 mm

ROVO TOUCH-L (2 Powers, 1 LAN, 1 Phone, 1 VGA)

W 351 D 109 H 103 mm

Finish: Natural aluminium

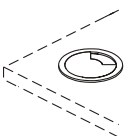
Power Supply: 2 sockets with grounding, duplex universal receptacle (3 gang, 10/15 A, 240 AC V)

LAN (Computer, Internet): RJ45 Cat5e shielded

Telephone (Voice): 1 AMP RJ11 Cat3

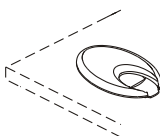
VGA (Monitor): D-Sub 15 pin

GROMMET



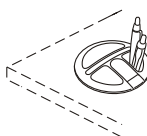
CIRCULAR SHAPE

G-1 W 67 mm



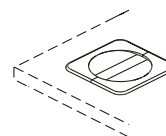
OVAL SHAPE

G-2 W 90 L 140 mm



CIRCULAR SHAPE

(with Pen Cup)
G-3 W 80 mm



SQUARE SHAPE

G-7 W 93 L 93 mm

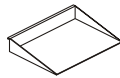
ACCESSORIES

HUNG ON SCREEN TRAY



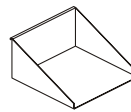
CD TRAY

TA-01 W 145 D 110 H 130 mm



PAPER TRAY, A4 SIZE

TA-02 W 310 D 230 H 50 mm

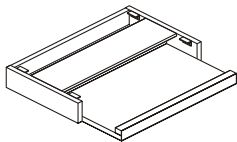


BOX FILE TRAY

TA-03 W 300 D 300 H 150 mm

KEYBOARD TRAY

SIMPLE TYPE



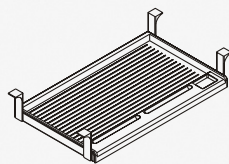
KEYBOARD TRAY, Particle Board

MW-EKD60 W 600 D 350 H 82 mm

MW-EKD70 W 700 D 350 H 82 mm

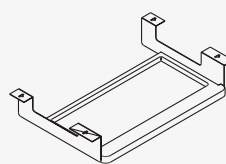
MW-EKD80 W 800 D 350 H 82 mm

MW-EKD90 W 900 D 350 H 82 mm



KEYBOARD TRAY, Plastic (with Sliding Mouse Pad)

EKD-5/G W 540 D 325 H 80 mm

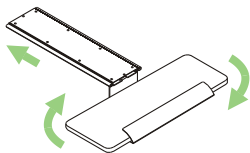


KEYBOARD TRAY, MDF Board & Steel

EKD-8 W 580 D 350 H 82 mm

22

ERGONOMIC TYPE

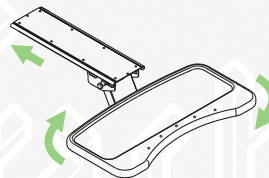


FIXED HEIGHT KEYBOARD TRAY (Sliding In/Out, Turnable Left/Right, 220 mm Extended from Worktop's Edge)

EKD-6

Keyboard Tray: W 545 D 240 mm

Mechanism Includes: W 545 D 680 H 75 mm

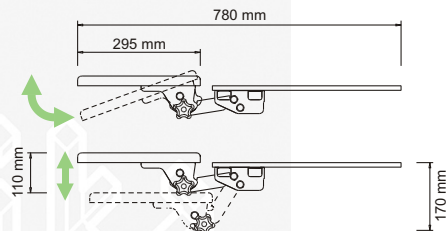


FULLY ADJUSTABLE KEYBOARD TRAY (Sliding In/Out, Turnable Left/Right, Height Adjustable, Tilttable, 320 mm Extended from Worktop's Edge)

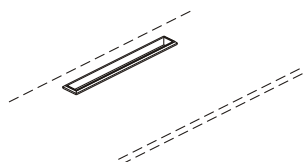
EKD-7

Keyboard Tray: W 600 D 295 mm

Mechanism Includes: W 600 D 780 H 170 mm

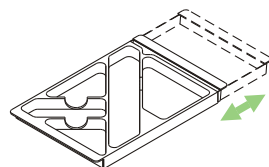


PRINTER-PAPER SLOT



PS-3 W 450 D 60 mm

PENCIL TRAY



PT-4 W 335 D 225 H 26 mm
(Internal adjust space 130 mm more)