

TEAM INDUSTRY



Thailand Patent Number: 23200
UK Patent Number: 3023483

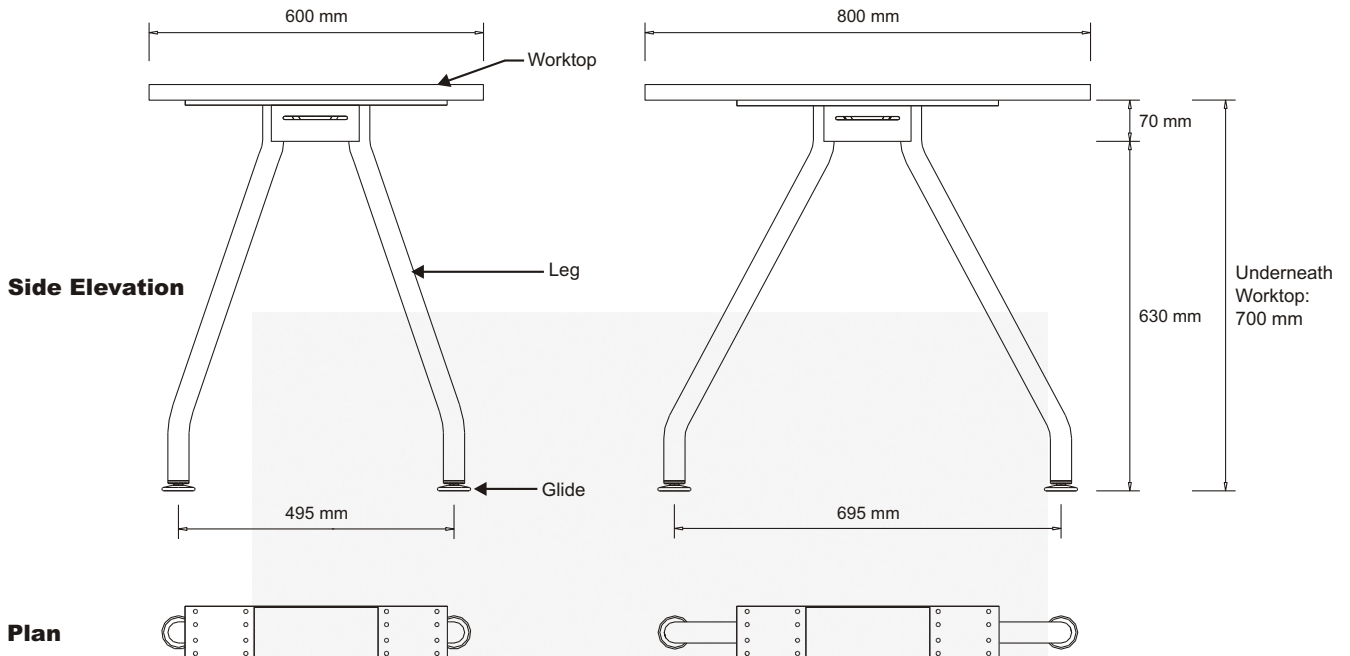
TEAM





LEG FRAME DETAILS

There are 2 sizes of legs available. One is 495 mm wide for using with 600 mm deep worktop and the other is 695 mm wide for using with 800 mm deep worktop.



SPECIFICATION

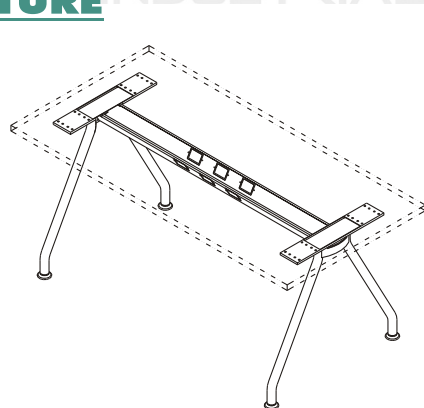
Leg: 38 mm round bended steel pipe in epoxy finish.

Glide: 50 mm round moulded black nylon with M6 thread bolt.

Supporting Beam and Wireway: 2 x 70 x 110 mm folded steel in epoxy finish.

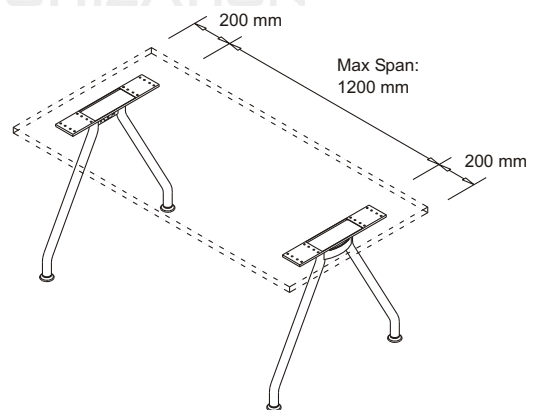
Note: Customized colors available upon customer's request.

STRUCTURE



With Beam

No limitation of design



Without Beam

Maximum span = 1200 mm

Maximum worktop length = 1600 mm

Note 1: Desk with beams is very strong with long-lasting structure. Please contact PRACTIKA's staff if you are unsure.

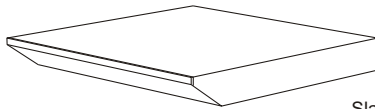
Note 2: Beam is also being used as "Wireway" underneath worktop. Please kindly note that to dispense with beam also mean to eliminate wireway.

WORKTOP

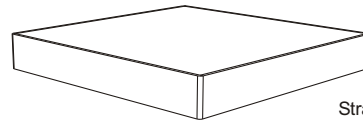
Melamine Finish Worktops: Available in white, black, beige, light grey, dark grey, silver, maple, beech, dark oak and cherry.

HPL Worktops: Available in all colors and patterns according to local supplier's ranges.

Worktop's Edges: Available in two designs.



Slant Edge

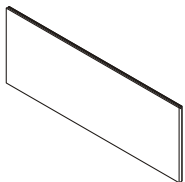


Straight Edge

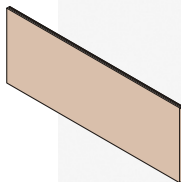
Note: Standard product use straight edge.

SCREEN & MODESTY PANEL

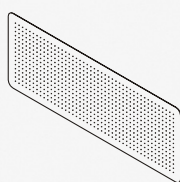
Available in 19 mm particle board, 19 mm particle board with fabric upholstery, perforated steel, laminated glass, opaque polymerize sheet with aluminium frame and plastic. Spray painted on MDF board in any matched color also available upon request.



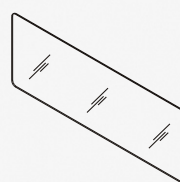
19 mm Particle Board,
Melamine Finish




Fabric Upholstered
Particle Board



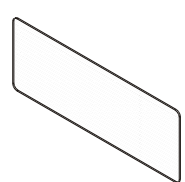
Perforated Steel,
Epoxy Finish



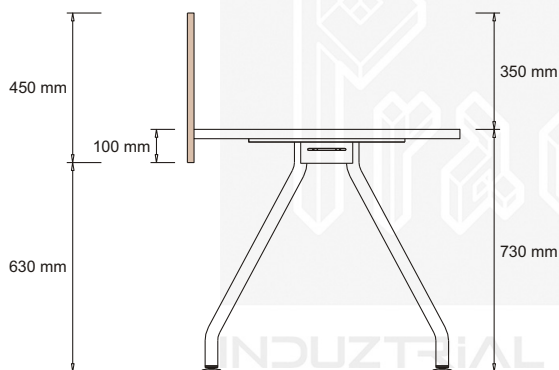
Laminated Glass



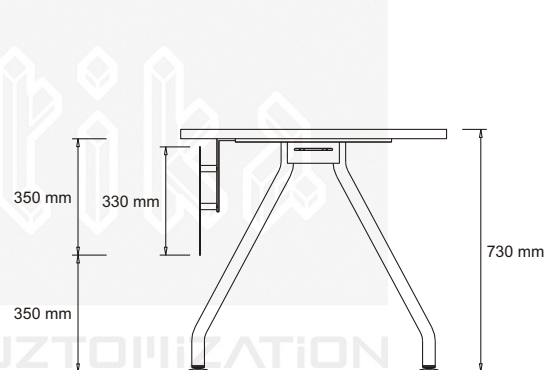
Opaque Polymerize Sheet
with Aluminium Frame



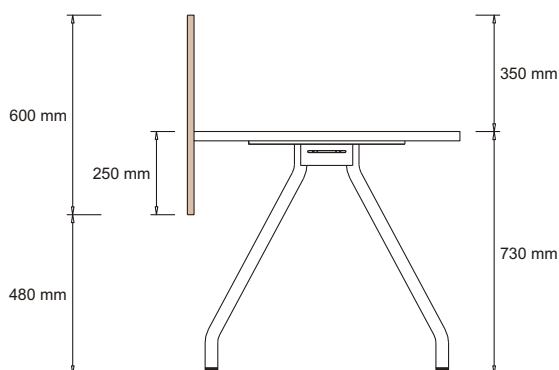
Plastic



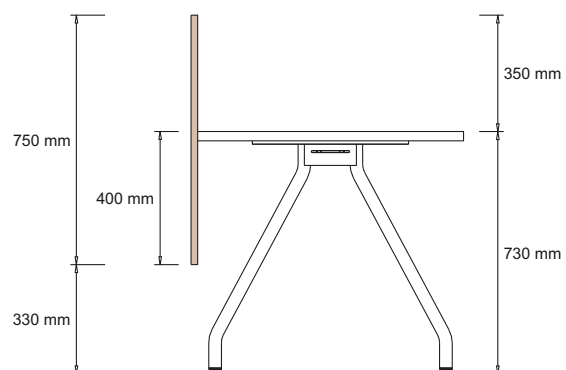
Standard Height Screen: 450 mm



Standard Height Modesty Panel: 330 mm



Standard Height Screen: 600 mm



Standard Height Screen: 750 mm

Note: Special design, special size or special material available upon customer's request. Please contact **PRACTIKA's** staff for technical support.

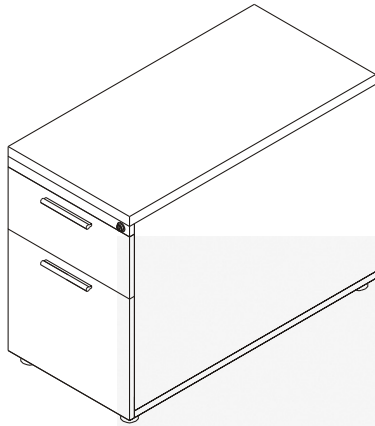
PEDESTAL

Standard **TEAM** pedestal is available in **Particle Board Structure** only.

Structure: Pedestal carcass, door, drawer front and drawer are made of particle board.

Available Carcase's Color: White, black, beige, light grey, dark grey, silver, maple, beech, dark oak and cherry.

Available Door/Drawer Front Color: White, black, beige, light grey, dark grey, silver, maple, beech, dark oak and cherry.



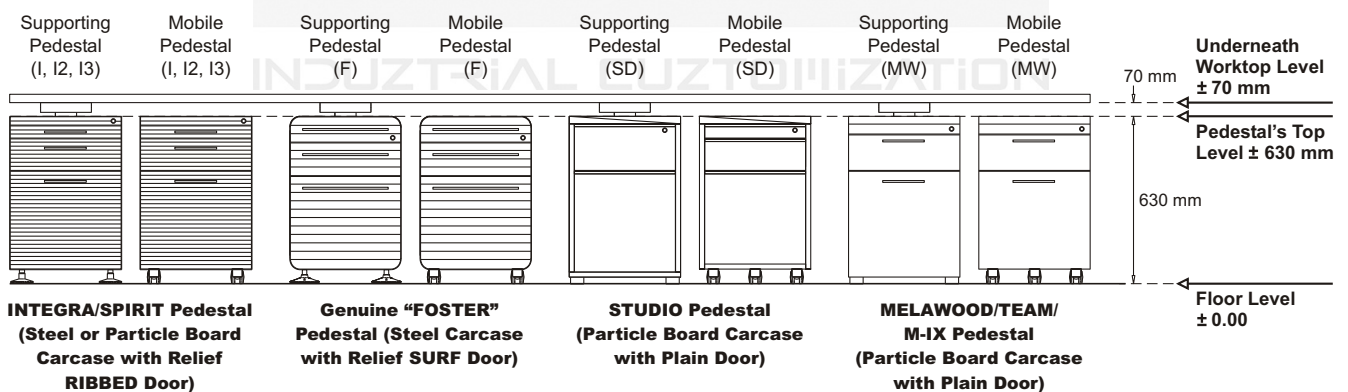
Particle Board Structure Only!
(Code MW)

Note 1: You can also select door/drawer in relief front, spray painted front or HPL front to fit with this pedestal in order to create uniqueness.

Note 2: You can use "Support Pedestal" and "Mobile Pedestal" in steel structure (from **INTEGRA/SPIRIT** range) with **TEAM** leg in order to create a higher standard furniture.

HEIGHT

All supporting pedestals and mobile pedestals are 630 mm high. Interchange between **INTEGRA/SPIRIT** steel carcass pedestal (code I), **INTEGRA/SPIRIT** particle board carcass pedestal (code I2, I3), genuine **FOSTER** pedestal (code F), **STUDIO** pedestal (code SD) and **MELAWOOD/TEAM/M-IX** pedestal (code MW) are always possible.



Note: Code I : Steel carcass, relief door, steel drawer, with pencil tray drawer.
Code I2 : Particle board carcass, relief door, particle board drawer, with pencil tray drawer.
Code I3 : Particle board carcass, plain door, particle board drawer, with pencil tray drawer.
Code F : Steel carcass, relief door, steel drawer, with pencil tray drawer.
Code SD : Particle board carcass, plain door, particle board drawer, **WITH** or **WITHOUT** pencil tray drawer.
Code MW : Particle board carcass, plain door, particle board drawer, **WITHOUT** pencil tray drawer.

DOOR/DRAWER FRONT

Standard Door/Drawer Front:

Plain Door/Drawer Front: In melamine finish. Available in white, black, beige, light grey, dark grey, silver, maple, beech, dark oak and cherry with matching PVC edging.

Customized Door/Drawer Front:

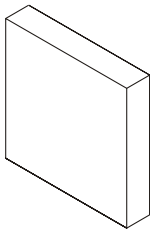
HPL Finish: Available upon local supplier's ranges.

Spray Painted: Available in any matching color.

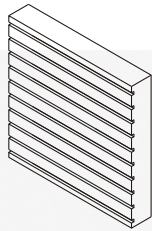
Relief Door/Drawer Front:

PVC 3D Forming: Available in white, black, light grey, dark grey, silver, beech.

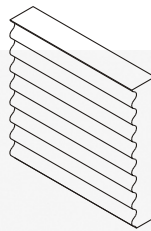
Spray Painted: Available in any matching color.



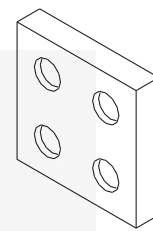
Plain Door
Standard Design for
STUDIO, MELAWOOD Range
(Code SD, MW)



Relief Door (RIBBED)
Standard Design for
INTEGRA/SPIRIT Range
(Code I, I2)



Relief Door (SURF)
Standard Design for
FOSTER Range
(Code F)



Relief Door (DOT)

Note: Customized design of relief door/drawer front is available upon customer's request.

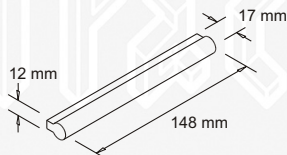
4

HANDLE

Standard Handle

HA12 (L 148 mm, CC 128 mm)

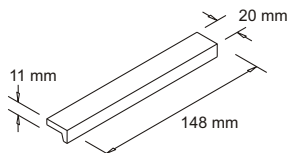
Extruded aluminium handle in silver anodize finish. Standard handle's length is 148 mm (CC 128 mm).



Option

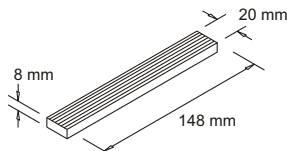
HA11 (L 148 mm, CC 128 mm)

"L" shape extruded aluminium handle in silver anodize finish. Standard handle's length is 148 mm (CC 128 mm).



HA17 (L 148 mm, CC 128 mm)

Extruded aluminium handle in silver anodize finish. Standard handle's length is 148 mm (CC 128 mm).

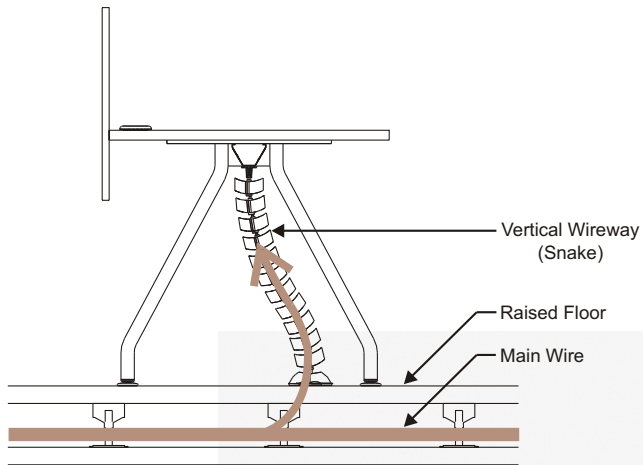


Note: Longer handles are available in lengths as follows: L 212 mm (CC 192 mm), L 340 mm (CC 320 mm).

CABLE MANAGEMENT


1. From Main Line to Desk

1.1 From Raised Floor



Using "Snake" to accommodate wires from floor.

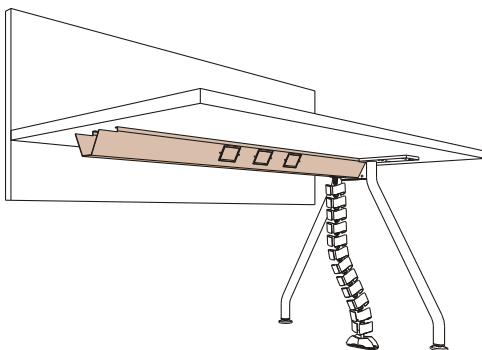
1.2 From Ceiling



Using "Wire Access Pole" to accommodate wires from ceiling.

Using "Snake" to accommodate wires from ceiling.

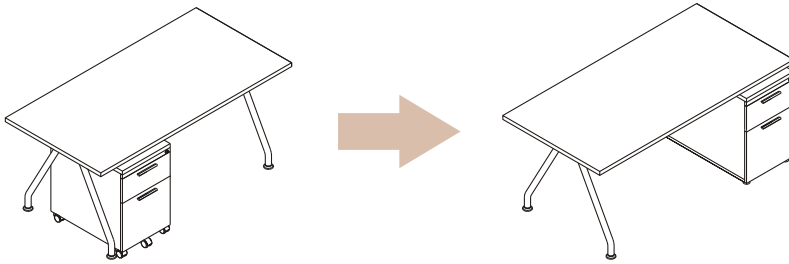
2. Underneath Your Desk



Additional wireway can be attached underneath worktop. This wireway will tidy your desk by accommodate surplus wire behind you office appliances. There are 3 cut-outs on vertical surface for installing data and power outlets. Please contact **PRACTIKA** for appropriate wireway length.

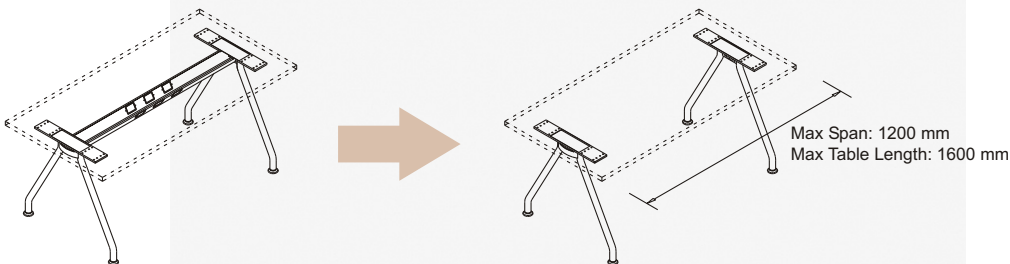
TIPS

1. Save Cost by Using Supporting Drawer Pedestal



You can save cost of one leg by using "Supporting Drawer Pedestal".

2. Save Cost by Not Using Beam




You can dispense with supporting beam to cut cost and the maximum span is 1200 mm since the beam is also act as wireway underneath worktop. Please kindly note that to dispense with beam also mean to eliminate wireway.

3. More Pedestals to Select

You can find a higher standard range of pedestal designs from our "INTEGRA/SPIRIT". You can also select **INTEGRA/SPIRIT** steel carcass pedestal with ribbed door (code I), **INTEGRA/SPIRIT** particle board carcass pedestal with ribbed door (code I2) or plain door (code I3). Please turn to **INTEGRA/SPIRIT** section or contact **PRACTIKA's** staff for more details.

4. Play with Perforated Screen Designs



You design and set your perforated's pattern to create your uniqueness by using our standard tool or order your special design tool, modified company logo can also be perforated.

5. Mobile Desk



Standard Caster
Nylon Castor (Black with Silver Cap)



Option
Wooden Castor (Maple)

You can design a mobile desk by using castors instead of glide.

6. Play with Relief Door/Drawer Front

You can design your own relief pattern on door/drawer front. Kindly consult **PRACTIKA's** staff for technical supporting.

7. Play with Handles

You can create a different look by using different design handle or longer handle or different color handle. Please turn to **HANDLE** section (page 4) for more details.

ATTENTION !

1. Carefully Check Your Needs

Standard desk does not include

- **GROMMET:** For wire access through worktop.
- **MODESTY PANEL:** Available in several choices.
- **CABLE MANAGEMENT ACCESSORIES:** Both access for wire from ceiling or floor and wireway underneath worktop for install outlets and accommodate the surplus wire.
- **SCREEN:** If you need privacy or to blind the wires behind your monitor.
- **ACCESSORIES:** Keyboard Tray, Hung on Screen Tray, Name Plate, etc.

2. Wide Top or Glass Top

Kindly consult **PRACTIKA** staff for proper design on beam and supporting arm. **DO NOT USE STANDARD BEAM AND ARM.**

3. HPL Worktop

Please pay attention on **HOW TO FINISH EDGES**. There are standard PVC edging available and we strongly advise you to ensure matching color before ordering.

4. Keyboard Tray

Traditional sliding keyboard tray which is attached underneath worktop may be obstructed by supporting beam. Please consult **PRACTIKA** staff for consulting.

5. Wiring & Outlets

Please pay special attention to customer's requirement on wiring/outlets and pass us full information. We have very wide accessories and solution which will fully respond to your customer's needs on practical wiring design. **PLEASE KINDLY PAY GREAT ATTENTION TO WIRING REQUIREMENTS.**

CONTACT US !

To get in touch with us immediately, you can simply call us on the phone and our staff will be more than happy to respond to your inquiries. Or you can write to us by using email so you can be sure that your request will surely reach us.

- AFTER SALES SERVICE

aftersalesservice@praktika.com
Tel: 02 533 3955 Ext.187-188

- HOT LINE CONTACT (within 24 hours)

prakong@praktika.com
Tel: 09 1120 4096

- SALES & MARKETING

praktikamail@praktika.com
Tel: 02 533 3955 Ext.151, 152-153

- DELIVERY & INSTALLATION

delivery@praktika.com
Tel: 02 533 3955 Ext.141, 143-144

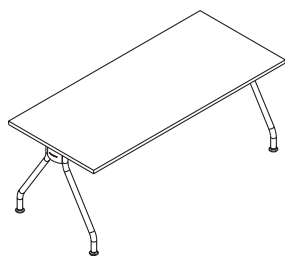
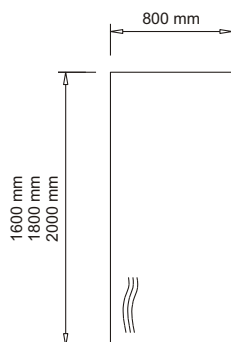
- HUMAN RESOURCE

hr@praktika.com
Tel: 02 533 3955 Ext.110-115

- SUPPLY CHAIN

scd@praktika.com
Tel: 02 533 3955 Ext. 210, 217

DESK, RECTANGULAR SHAPE

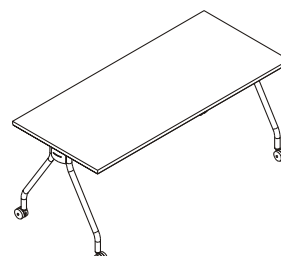


DESK

T-D1600 W 1600 D 800 H 730 mm

T-D1800 W 1800 D 800 H 730 mm

T-D2000 W 2000 D 800 H 730 mm

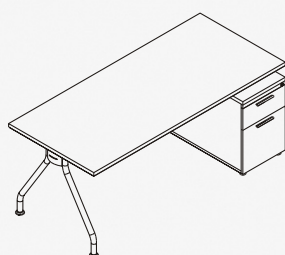


DESK, with Castors

T-D1600/R W 1600 D 800 H 730 mm

T-D1800/R W 1800 D 800 H 730 mm

T-D2000/R W 2000 D 800 H 730 mm

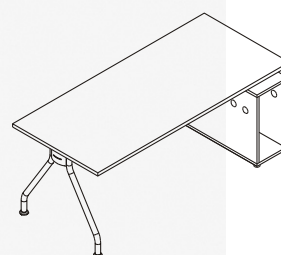


DESK, with Supporting Drawer

T-D162D (R/L) W 1600 D 800 H 730 mm

T-D182D (R/L) W 1800 D 800 H 730 mm

T-D202D (R/L) W 2000 D 800 H 730 mm



DESK, with Supporting CPU Storage

T-D16CP (R/L) W 1600 D 800 H 730 mm

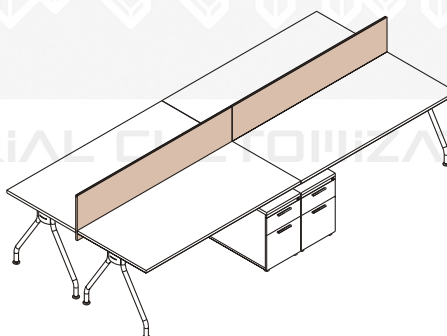
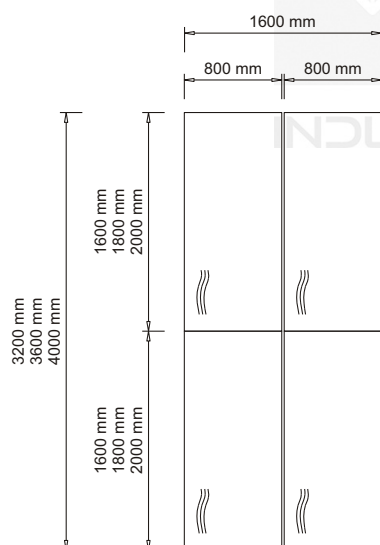
T-D18CP (R/L) W 1800 D 800 H 730 mm

T-D20CP (R/L) W 2000 D 800 H 730 mm

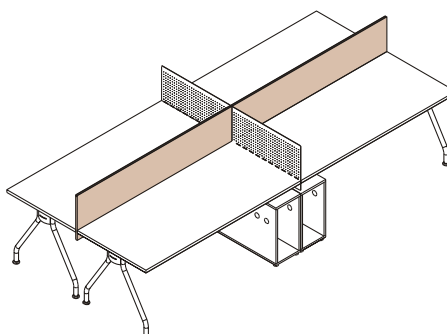
Note 1: Supporting unit available in **PARTICLE BOARD CARCASE** only!

Note 2: Standard desk does **NOT** include **GROMMET, MODESTY PANEL, VERTICAL WIREWAY** (snake) and accessories.

WORK CLUSTER, RECTANGULAR SHAPE



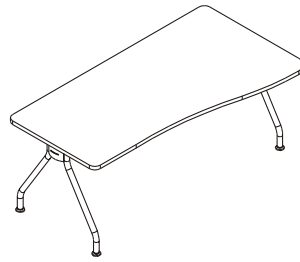
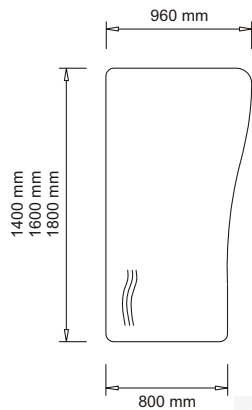
WORK CLUSTER, with Supporting Drawer and Screen



WORK CLUSTER, with Supporting CPU Storage and Screen

Note: Screens are available in 19 mm particle board, 19 mm particle board with fabric upholstery, perforated steel and glass. Please turn to **SCREEN** section (page 16-17) for full details.

DESK, P-SHAPE

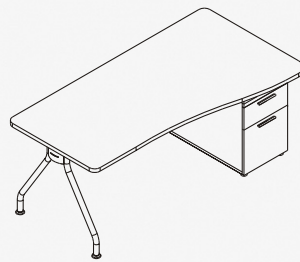


DESK

T-P1400 (R/L) W 1400 D 960 H 730 mm

T-P1600 (R/L) W 1600 D 960 H 730 mm

T-P1800 (R/L) W 1800 D 960 H 730 mm

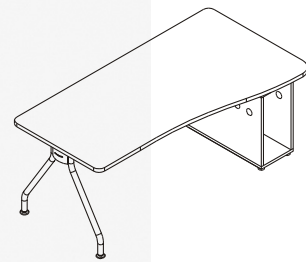


DESK, with Supporting Drawer

T-P142D (R/L) W 1400 D 960 H 730 mm

T-P162D (R/L) W 1600 D 960 H 730 mm

T-P182D (R/L) W 1800 D 960 H 730 mm



DESK, with Supporting CPU Storage

T-P14CP (R/L) W 1400 D 960 H 730 mm

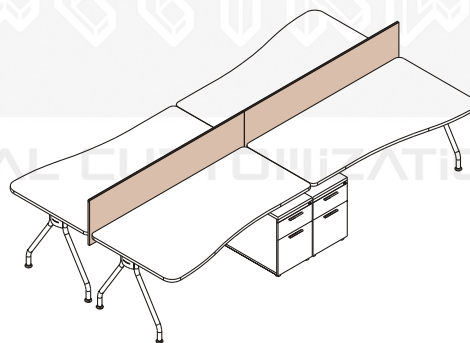
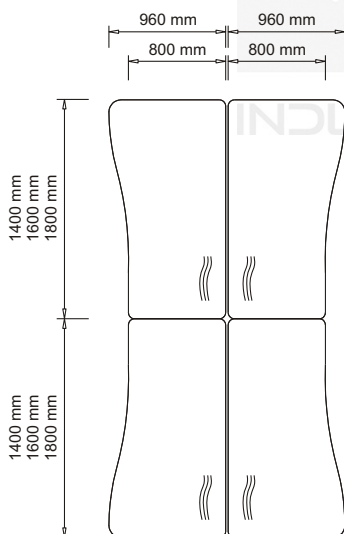
T-P16CP (R/L) W 1600 D 960 H 730 mm

T-P18CP (R/L) W 1800 D 960 H 730 mm

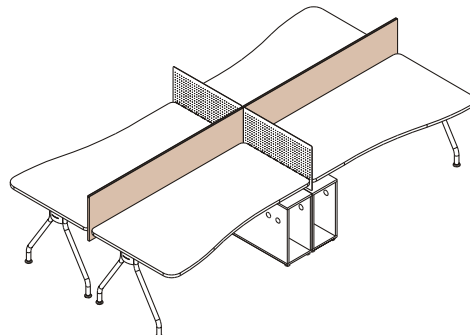
Note 1: Supporting unit available in **PARTICLE BOARD CARCASE** only!

Note 2: Standard desk does **NOT** include **GROMMET, MODESTY PANEL, VERTICAL WIREWAY** (snake) and accessories.

WORK CLUSTER, P-SHAPE



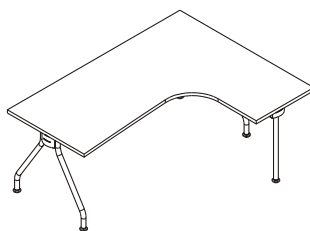
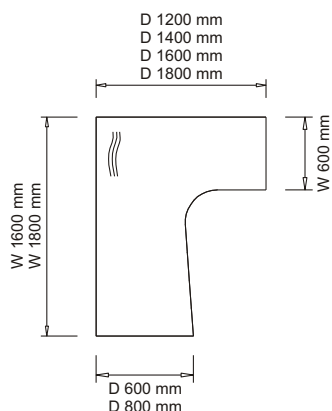
WORK CLUSTER, with Supporting Drawer and Screen



WORK CLUSTER, with Supporting CPU Storage and Screen

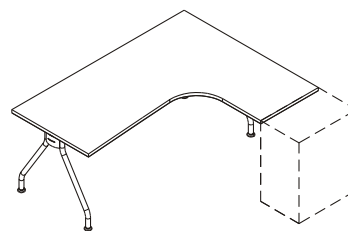
Note: Screens are available in 19 mm particle board, 19 mm particle board with fabric upholstery, perforated steel and glass. Please turn to **SCREEN** section (page 16-17) for full details.

DESK, L-SHAPE 90°



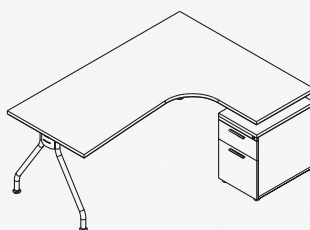
DESK

- T-L1612 (R/L)** W 1600/600 D 1200/800 H 730 mm
- T-L1614 (R/L)** W 1600/600 D 1400/800 H 730 mm
- T-L1616-6 (R/L)** W 1600/600 D 1600/600 H 730 mm
- T-L1616-8 (R/L)** W 1600/600 D 1600/800 H 730 mm
- T-L1812 (R/L)** W 1800/600 D 1200/800 H 730 mm
- T-L1818-6 (R/L)** W 1800/600 D 1800/600 H 730 mm
- T-L1818-8 (R/L)** W 1800/600 D 1800/800 H 730 mm



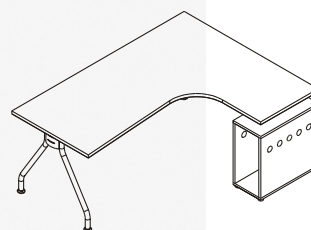
DESK, Connect to Pedestal

- T-L1612CC-6 (R/L)** W 1600/600 D 1200/600 H 730 mm
- T-L1612CC-8 (R/L)** W 1600/600 D 1200/800 H 730 mm
- T-L1812CC-6 (R/L)** W 1800/600 D 1200/600 H 730 mm
- T-L1812CC-8 (R/L)** W 1800/600 D 1200/800 H 730 mm



DESK, with Supporting Drawer

- T-L16142D (R/L)** W 1600/600 D 1400/800 H 730 mm
- T-L16162D-6 (R/L)** W 1600/600 D 1600/600 H 730 mm
- T-L16162D-8 (R/L)** W 1600/600 D 1600/800 H 730 mm
- T-L18182D-6 (R/L)** W 1800/600 D 1800/600 H 730 mm
- T-L18182D-8 (R/L)** W 1800/600 D 1800/800 H 730 mm



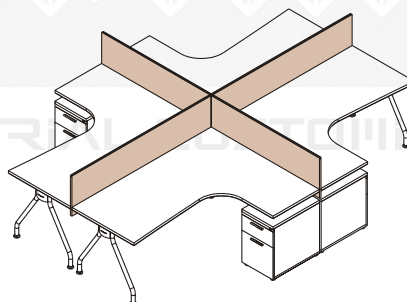
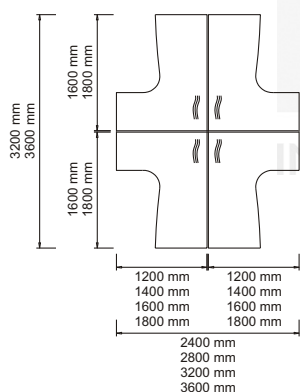
DESK, with Supporting CPU Storage

- T-L1614CP (R/L)** W 1600/600 D 1400/800 H 730 mm
- T-L1616CP-6 (R/L)** W 1600/600 D 1600/600 H 730 mm
- T-L1616CP-8 (R/L)** W 1600/600 D 1600/800 H 730 mm
- T-L1818CP-6 (R/L)** W 1800/600 D 1800/600 H 730 mm
- T-L1818CP-8 (R/L)** W 1800/600 D 1800/800 H 730 mm

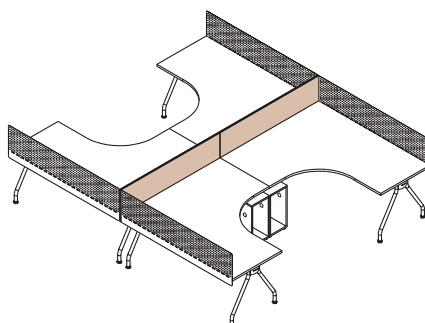
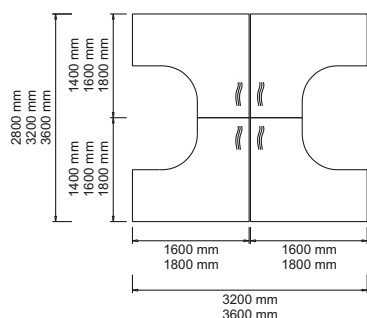
Note 1: Supporting unit available in **PARTICLE BOARD CARCASE** only!

Note 2: Standard desk does **NOT** include **GROMMET, MODESTY PANEL, VERTICAL WIREWAY** (snake) and accessories.

WORK CLUSTER, L-SHAPE 90°



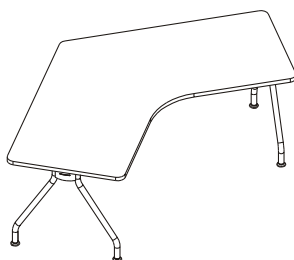
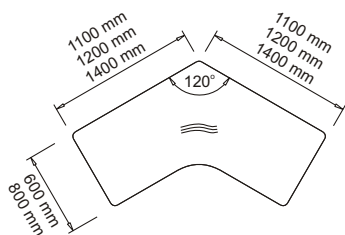
WORK CLUSTER, with Supporting Drawer and Screen



WORK CLUSTER, with Supporting CPU Storage and Screen

Note: Screens are available in 19 mm particle board, 19 mm particle board with fabric upholstery, perforated steel and glass. Please turn to **SCREEN** section (page 16-17) for full details.

DESK, V-SHAPE 120°

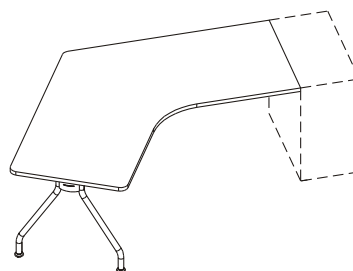


DESK

T-V1100 W 1100 D 600 H 730 mm

T-V1200 W 1200 D 600 H 730 mm

T-V1400 W 1400 D 800 H 730 mm

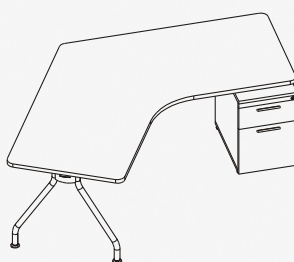


DESK, Connect to Pedestal

T-V1100CC (R/L) W 1100 D 600 H 730 mm

T-V1200CC (R/L) W 1200 D 600 H 730 mm

T-V1400CC (R/L) W 1400 D 800 H 730 mm

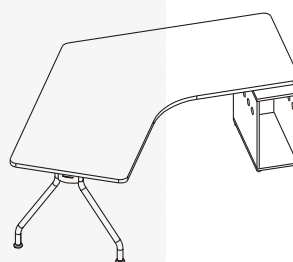


DESK, with Supporting Drawer

T-V112D (R/L) W 1100 D 600 H 730 mm

T-V122D (R/L) W 1200 D 600 H 730 mm

T-V142D (R/L) W 1400 D 800 H 730 mm



DESK, with Supporting CPU Storage

T-V11CP (R/L) W 1100 D 600 H 730 mm

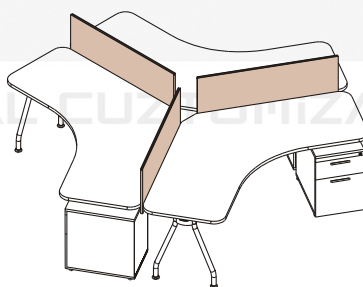
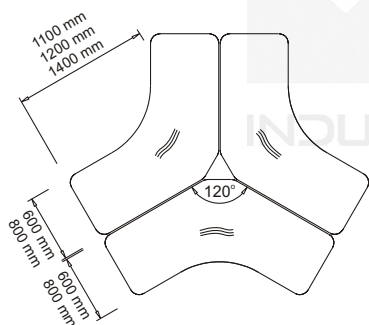
T-V12CP (R/L) W 1200 D 600 H 730 mm

T-V14CP (R/L) W 1400 D 800 H 730 mm

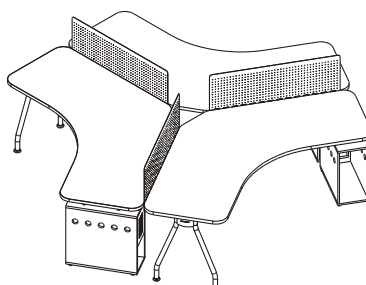
Note 1: Supporting unit available in **PARTICLE BOARD CARCASE** only!

Note 2: Standard desk does **NOT** include **GROMMET, MODESTY PANEL, VERTICAL WIREWAY** (snake) and accessories.

WORK CLUSTER, V-SHAPE 120°



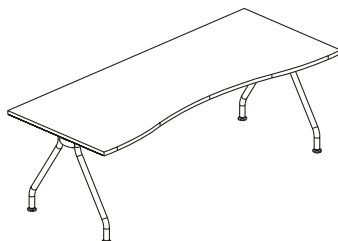
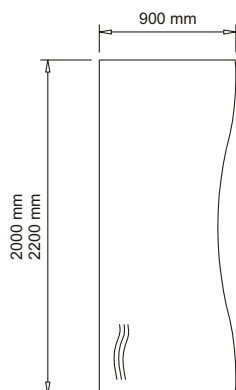
WORK CLUSTER, with Supporting Drawer and Screen



WORK CLUSTER, with Supporting CPU Storage and Screen

Note: Screens are available in 19 mm particle board, 19 mm particle board with fabric upholstery, perforated steel and glass. Please turn to **SCREEN** section (page 16-17) for full details.

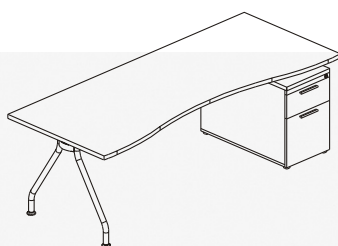
DESK, CONCAVE RECTANGULAR SHAPE



DESK

T-CR2000 W 2000 D 900 H 730 mm

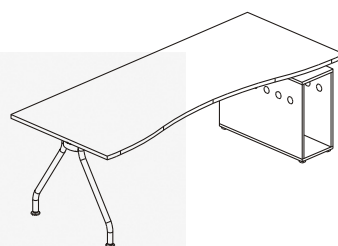
T-CR2200 W 2200 D 900 H 730 mm



DESK, with Supporting Drawer

T-CR202D (R/L) W 2000 D 900 H 730 mm

T-CR222D (R/L) W 2200 D 900 H 730 mm



DESK, with Supporting CPU Storage

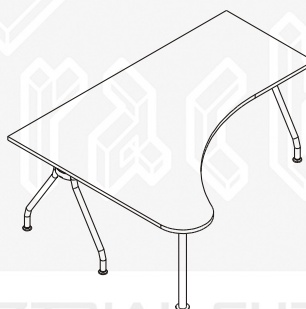
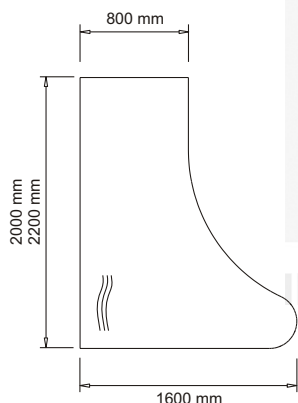
T-CR20CP (R/L) W 2000 D 900 H 730 mm

T-CR22CP (R/L) W 2200 D 900 H 730 mm

Note 1: Supporting unit available in **PARTICLE BOARD CARCASE** only!

Note 2: Standard desk does **NOT** include **GROMMET, MODESTY PANEL, VERTICAL WIREWAY** (snake) and accessories.

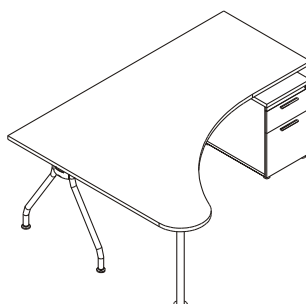
DESK, BOOT SHAPE



DESK

T-BO2000 (R/L) W 2000 D 1600 H 730 mm

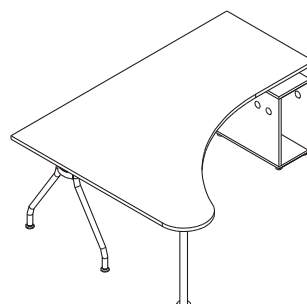
T-BO2200 (R/L) W 2200 D 1600 H 730 mm



DESK, with Supporting Drawer

T-BO202D (R/L) W 2000 D 1600 H 730 mm

T-BO222D (R/L) W 2200 D 1600 H 730 mm



DESK, with Supporting CPU Storage

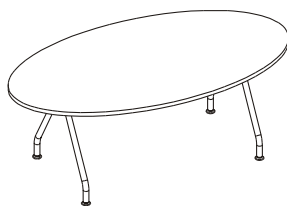
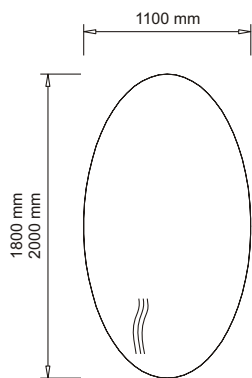
T-BO20CP (R/L) W 2000 D 1600 H 730 mm

T-BO22CP (R/L) W 2200 D 1600 H 730 mm

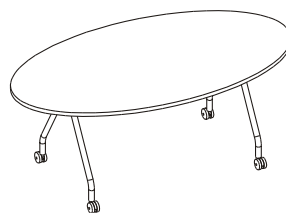
Note 1: Supporting unit available in **PARTICLE BOARD CARCASE** only!

Note 2: Standard desk does **NOT** include **GROMMET, MODESTY PANEL, VERTICAL WIREWAY** (snake) and accessories.

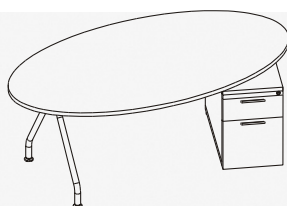
DESK/MEETING TABLE, OVAL SHAPE



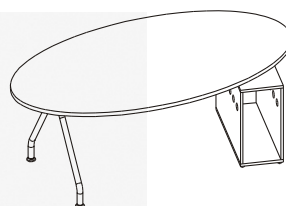
DESK/MEETING TABLE
T-O1800 W 1800 D 1100 H 730 mm
T-O2000 W 2000 D 1100 H 730 mm



DESK/MEETING TABLE, with Castors
T-O1800/R W 1800 D 1100 H 730 mm
T-O2000/R W 2000 D 1100 H 730 mm



DESK, with Supporting Drawer
T-O182D (R/L) W 1800 D 1100 H 730 mm
T-O202D (R/L) W 2000 D 1100 H 730 mm



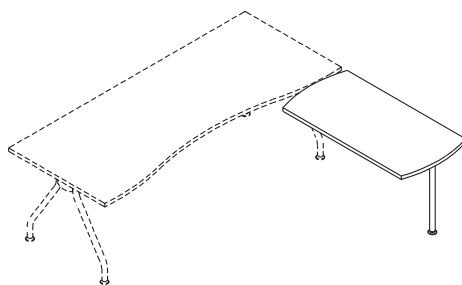
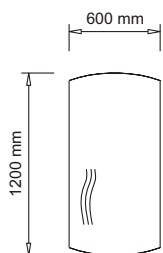
DESK, with Supporting CPU Storage
T-O18CP (R/L) W 1800 D 1100 H 730 mm
T-O20CP (R/L) W 2000 D 1100 H 730 mm

Note 1: Supporting unit available in **PARTICLE BOARD CARCASE** only!
Note 2: Standard desk does **NOT** include **GROMMET, MODESTY PANEL, VERTICAL WIREWAY** (snake) and accessories.

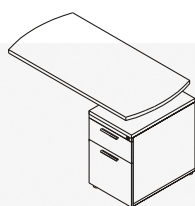
Pratika

INDUSTRIAL CUSTOMIZATION

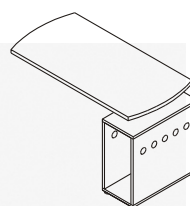
RETURN, ROUNDED RECTANGULAR SHAPE



RETURN WORKTOP
T-RE120 W 1200 D 600 H 730 mm

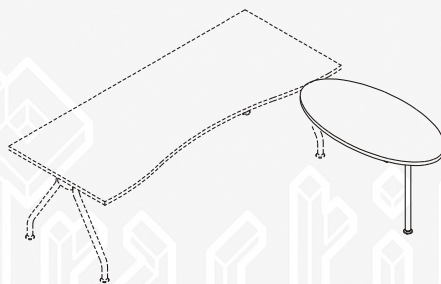
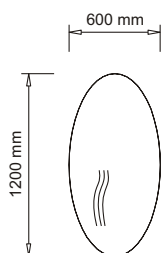


RETURN WORKTOP
with Supporting Drawer
T-RE122D (R/L) W 1200 D 600 H 730 mm



RETURN WORKTOP
with Supporting CPU Storage
T-RE12CP (R/L) W 1200 D 600 H 730 mm

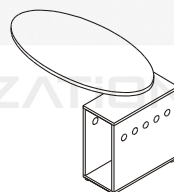
RETURN, OVAL SHAPE



RETURN WORKTOP
T-RO120 W 1200 D 600 H 730 mm

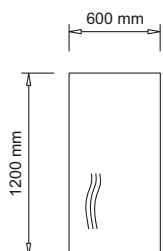


RETURN WORKTOP
with Supporting Drawer
T-RO122D (R/L) W 1200 D 600 H 730 mm



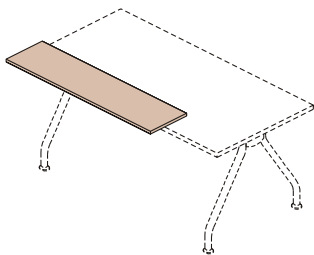
RETURN WORKTOP
with Supporting CPU Storage
T-RO12CP (R/L) W 1200 D 600 H 730 mm

RETURN, CREDENZA



RETURN WORKTOP
with Supporting Drawer
T-RC612F (R/L) W 1200 D 600 H 730 mm

AUXILIARY TOP



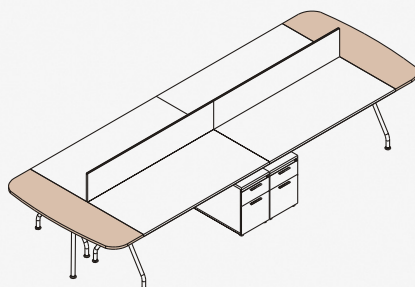
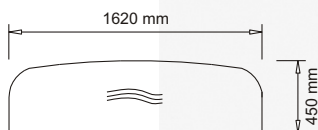
FOR STRAIGHT WORKTOP

T-T3080 W 800 D 300 T 19 mm

T-T3010 W 1000 D 300 T 19 mm

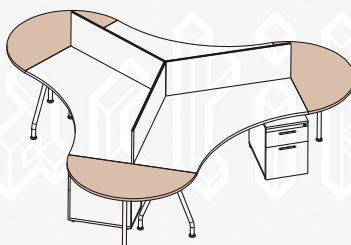
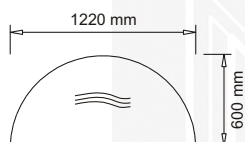
T-T3012 W 1200 D 300 T 19 mm

EXTENDED WORKTOP



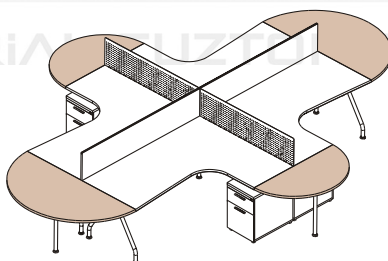
ROUNDED RECTANGULAR SHAPE

T-EW1645 W 1620 D 450 T 28 mm

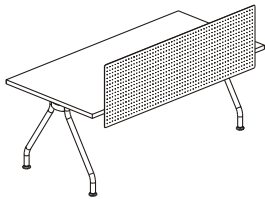


HALF CIRCULAR SHAPE

T-EW1260 W 1220 D 600 T 28 mm



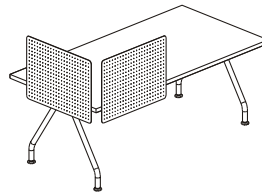
SCREEN PERFORATED STEEL



STANDARD SCREEN

450 mm HIGH DESK SCREEN

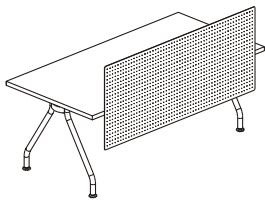
- I-MS4540** W 400 H 450 T 2 mm
- I-MS4560** W 600 H 450 T 2 mm
- I-MS4580** W 800 H 450 T 2 mm
- I-MS4510** W 1000 H 450 T 2 mm
- I-MS4512** W 1200 H 450 T 2 mm
- I-MS4514** W 1450 H 450 T 2 mm
- I-MS4516** W 1600 H 450 T 2 mm
- I-MS4518** W 1800 H 450 T 2 mm



STANDARD SCREEN

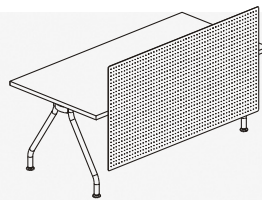
MONITOR'S BACK SCREEN

- I-MS60M** W 600+600 H 450 T 2 mm



600 mm HIGH DESK SCREEN

- I-MS6040** W 400 H 600 T 2 mm
- I-MS6060** W 600 H 600 T 2 mm
- I-MS6080** W 800 H 600 T 2 mm
- I-MS6010** W 1000 H 600 T 2 mm
- I-MS6012** W 1200 H 600 T 2 mm
- I-MS6014** W 1450 H 600 T 2 mm
- I-MS6016** W 1600 H 600 T 2 mm
- I-MS6018** W 1800 H 600 T 2 mm

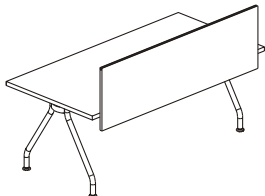


750 mm HIGH DESK SCREEN

- I-MS7540** W 400 H 750 T 2 mm
- I-MS7560** W 600 H 750 T 2 mm
- I-MS7580** W 800 H 750 T 2 mm
- I-MS7510** W 1000 H 750 T 2 mm
- I-MS7512** W 1200 H 750 T 2 mm
- I-MS7514** W 1450 H 750 T 2 mm
- I-MS7516** W 1600 H 750 T 2 mm
- I-MS7518** W 1800 H 750 T 2 mm

Note: Perforated screen will be supply in standard pattern **PR06** (see page 6).

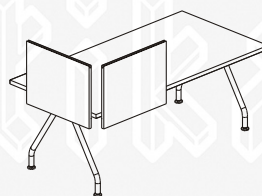
SCREEN PARTICLE BOARD



STANDARD SCREEN

450 mm HIGH DESK SCREEN

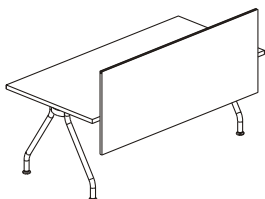
- I-PS4540** W 400 H 450 T 19 mm
- I-PS4560** W 600 H 450 T 19 mm
- I-PS4580** W 800 H 450 T 19 mm
- I-PS4510** W 1000 H 450 T 19 mm
- I-PS4512** W 1200 H 450 T 19 mm
- I-PS4514** W 1450 H 450 T 19 mm
- I-PS4516** W 1600 H 450 T 19 mm
- I-PS4518** W 1800 H 450 T 19 mm



STANDARD SCREEN

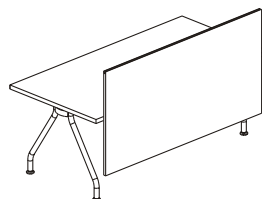
MONITOR'S BACK SCREEN

- I-PS60M** W 600+600 H 450 T 19 mm



600 mm HIGH DESK SCREEN

- I-PS6040** W 400 H 600 T 19 mm
- I-PS6060** W 600 H 600 T 19 mm
- I-PS6080** W 800 H 600 T 19 mm
- I-PS6010** W 1000 H 600 T 19 mm
- I-PS6012** W 1200 H 600 T 19 mm
- I-PS6014** W 1450 H 600 T 19 mm
- I-PS6016** W 1600 H 600 T 19 mm
- I-PS6018** W 1800 H 600 T 19 mm

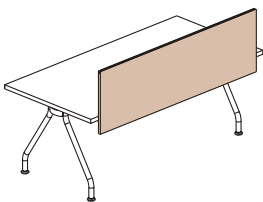


750 mm HIGH DESK SCREEN

- I-PS7540** W 400 H 750 T 19 mm
- I-PS7560** W 600 H 750 T 19 mm
- I-PS7580** W 800 H 750 T 19 mm
- I-PS7510** W 1000 H 750 T 19 mm
- I-PS7512** W 1200 H 750 T 19 mm
- I-PS7514** W 1450 H 750 T 19 mm
- I-PS7516** W 1600 H 750 T 19 mm
- I-PS7518** W 1800 H 750 T 19 mm

Note: Available in melamine finish, HPL finish and spray paint finish.

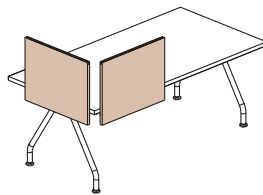
SCREEN PARTICLE BOARD WITH FABRIC UPHOLSTERY



STANDARD SCREEN

450 mm HIGH DESK SCREEN

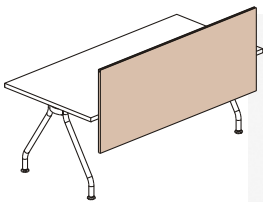
I-FS4540 W 400 H 450 T 19 mm
I-FS4560 W 600 H 450 T 19 mm
I-FS4580 W 800 H 450 T 19 mm
I-FS4510 W 1000 H 450 T 19 mm
I-FS4512 W 1200 H 450 T 19 mm
I-FS4514 W 1450 H 450 T 19 mm
I-FS4516 W 1600 H 450 T 19 mm
I-FS4518 W 1800 H 450 T 19 mm



STANDARD SCREEN

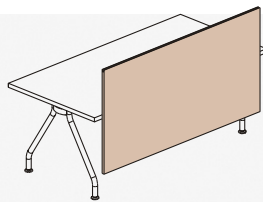
MONITOR'S BACK SCREEN

I-FS60M W 600+600 H 450 T 19 mm



600 mm HIGH DESK SCREEN

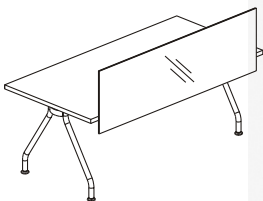
I-FS6040 W 400 H 600 T 19 mm
I-FS6060 W 600 H 600 T 19 mm
I-FS6080 W 800 H 600 T 19 mm
I-FS6010 W 1000 H 600 T 19 mm
I-FS6012 W 1200 H 600 T 19 mm
I-FS6014 W 1450 H 600 T 19 mm
I-FS6016 W 1600 H 600 T 19 mm
I-FS6018 W 1800 H 600 T 19 mm



750 mm HIGH DESK SCREEN

I-FS7540 W 400 H 750 T 19 mm
I-FS7560 W 600 H 750 T 19 mm
I-FS7580 W 800 H 750 T 19 mm
I-FS7510 W 1000 H 750 T 19 mm
I-FS7512 W 1200 H 750 T 19 mm
I-FS7514 W 1450 H 750 T 19 mm
I-FS7516 W 1600 H 750 T 19 mm
I-FS7518 W 1800 H 750 T 19 mm

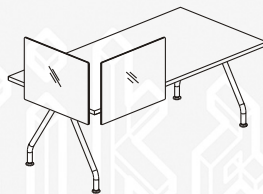
SCREEN LAMINATED GLASS



STANDARD SCREEN

450 mm HIGH DESK SCREEN

I-GS4540 W 400 H 450 T 12 mm
I-GS4560 W 600 H 450 T 12 mm
I-GS4580 W 800 H 450 T 12 mm
I-GS4510 W 1000 H 450 T 12 mm
I-GS4512 W 1200 H 450 T 12 mm
I-GS4514 W 1450 H 450 T 12 mm



STANDARD SCREEN

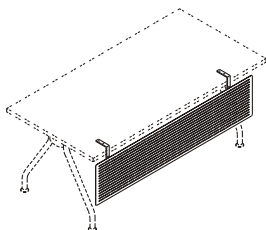
MONITOR'S BACK SCREEN

I-GS60M W 600+600 H 450 T 12 mm

Note: Not recommend for special height screen.

INDUSTRIAL CUSTOMIZATION

MODESTY PANEL PERFORATED STEEL



FOR STRAIGHT WORKTOP

I-M110 W 1100 H 330 T 2 mm

I-M145 W 1450 H 330 T 2 mm

I-M160 W 1600 H 330 T 2 mm

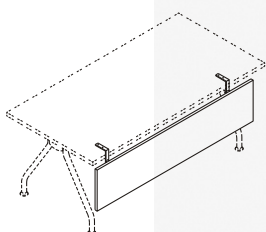
I-M180 W 1800 H 330 T 2 mm

FOR CURVED WORKTOP

I-MC120 W 1200 H 330 T 2 mm

Note: Perforated screen will be supply in standard pattern **PR06** (see page 6).

MODESTY PANEL PARTICLE BOARD



FOR STRAIGHT WORKTOP

I-MP110 W 1100 H 330 T 19 mm

I-MP145 W 1450 H 330 T 19 mm


I-MP160 W 1600 H 330 T 19 mm

I-MP180 W 1800 H 330 T 19 mm


Note: Available in melamine finish, HPL finish and spray paint finish.

Note: Please contact **PRACTIKA**'s staff if you are unsure of the correct modesty panel's item.

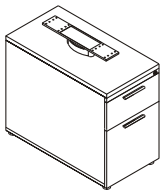
PEDESTAL



MOBILE DRAWER
1 Small Drawer
1 Hanging File Drawer
MW-652FR W 420 D 570 H 630 mm



SUPPORTING DRAWER
1 Small Drawer
1 Hanging File Drawer
MWT-652F W 420 D 570 H 630 mm
(Height **NOT** include connector)



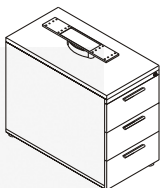
SUPPORTING DRAWER
1 Small Drawer
1 Hanging File Drawer
MWT-672F W 420 D 770 H 630 mm
(Height **NOT** include connector)



MOBILE DRAWER
3 Small Drawers
MW-653R W 420 D 570 H 630 mm

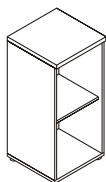


SUPPORTING DRAWER
3 Small Drawers
MWT-653 W 420 D 570 H 630 mm
(Height **NOT** include connector)

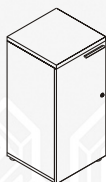


SUPPORTING DRAWER
3 Small Drawers
MWT-673 W 420 D 770 H 630 mm
(Height **NOT** include connector)

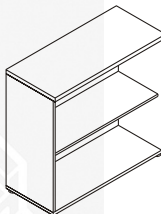
LOW STORAGE CABINET, 850 mm HIGH



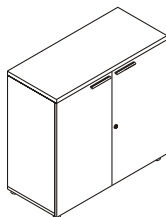
OPEN CABINET
MW-840 W 400 D 400 H 850 mm



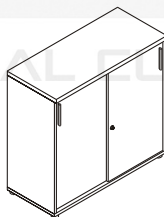
1-DOOR CABINET
MW-841 W 400 D 400 H 850 mm



OPEN CABINET
MW-8000 W 900 D 400 H 850 mm



2-DOOR CABINET
MW-8002 W 900 D 400 H 850 mm

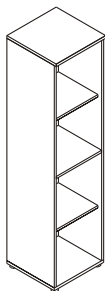


SLIDING DOOR CABINET
MW-800S W 900 D 400 H 850 mm

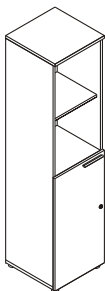


HANGING FILE DRAWER CABINET
MW-800F W 900 D 400 H 850 mm

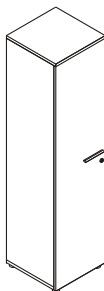
MEDIUM HEIGHT STORAGE CABINET, 1650 mm HIGH



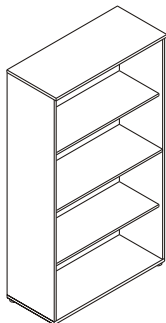
OPEN CABINET
MW-1610 W 400 D 400 H 1650 mm



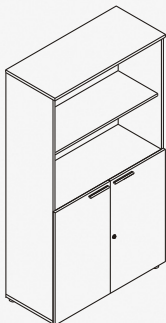
OPEN AND 1-DOOR CABINET
MW-1601 W 400 D 400 H 1650 mm



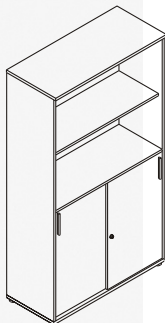
1-DOOR CABINET
MW-1611 W 400 D 400 H 1650 mm



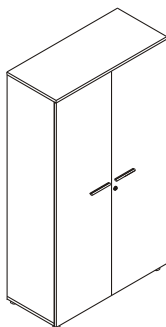
OPEN CABINET
MW-1600 W 900 D 400 H 1650 mm



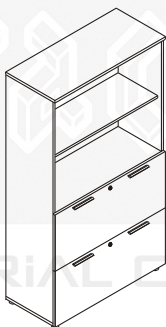
OPEN AND 2-DOOR CABINET
MW-1602 W 900 D 400 H 1650 mm



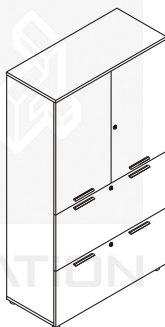
OPEN AND SLIDING DOOR CABINET
MW-160S W 900 D 400 H 1650 mm



2-DOOR CABINET
MW-1622 W 900 D 400 H 1650 mm

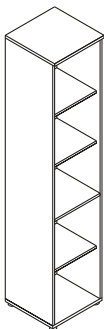


**OPEN AND HANGING FILE
DRAWER CABINET**
MW-160F W 900 D 400 H 1650 mm

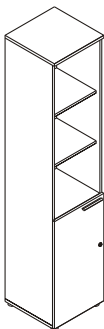


**2-DOOR AND HANGING FILE
DRAWER CABINET**
MW-162F W 900 D 400 H 1650 mm

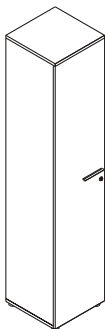
HIGH STORAGE CABINET, 1850 mm HIGH




OPEN CABINET
MW-1810 W 400 D 400 H 1850 mm



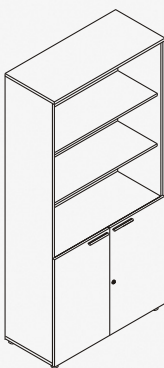
OPEN AND 1-DOOR CABINET
MW-1801 W 400 D 400 H 1850 mm



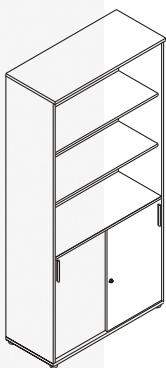
1-DOOR CABINET
MW-1811 W 400 D 400 H 1850 mm



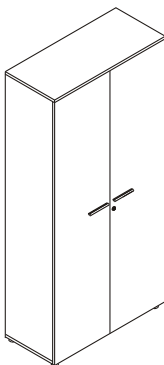
OPEN CABINET
MW-1800 W 900 D 400 H 1850 mm



OPEN AND 2-DOOR CABINET
MW-1802 W 900 D 400 H 1850 mm



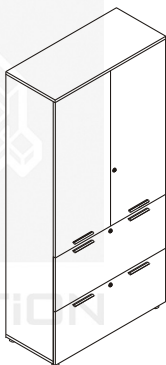
OPEN AND SLIDING DOOR CABINET
MW-180S W 900 D 400 H 1850 mm



2-DOOR CABINET
MW-1822 W 900 D 400 H 1850 mm

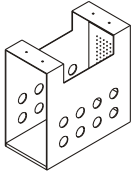


**OPEN AND HANGING FILE
DRAWER CABINET**
MW-180F W 900 D 400 H 1850 mm



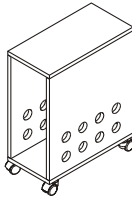
**2-DOOR AND HANGING FILE
DRAWER CABINET**
MW-182F W 900 D 400 H 1850 mm

CPU STORAGE STEEL CARCASE

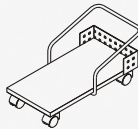


SUSPENDED CPU STORAGE
I-CPU01 W 250 D 500 H 565 mm

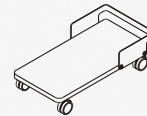
CPU STORAGE PARTICLE BOARD CARCASE



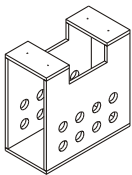
MOBILE CPU STORAGE
I2-CPU01R W 250 D 500 H 630 mm



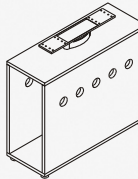
MOBILE CPU TROLLEY
T-CPU01R W 250 D 500 H 250 mm



MOBILE CPU TROLLEY
T-CPU02R W 250 D 500 H 145 mm



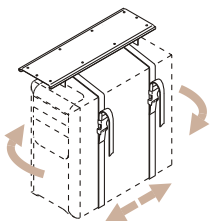
SUSPENDED CPU STORAGE
I2-CPU01 W 250 D 500 H 565 mm



SUPPORTING CPU STORAGE
MWT-CPU02 W 250 D 770 H 630 mm
(Height **NOT** include connector)

22

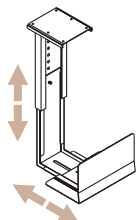
CPU STORAGE STRAP TYPE (Suspend Under Worktop)



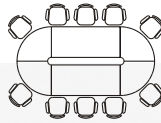
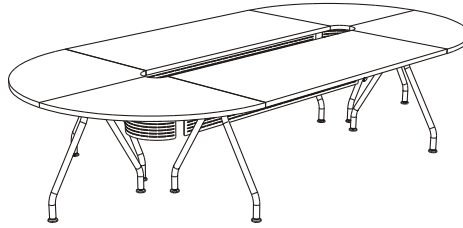
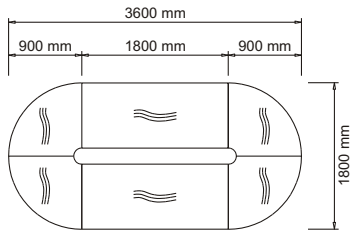
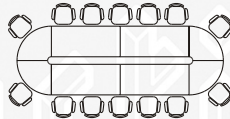
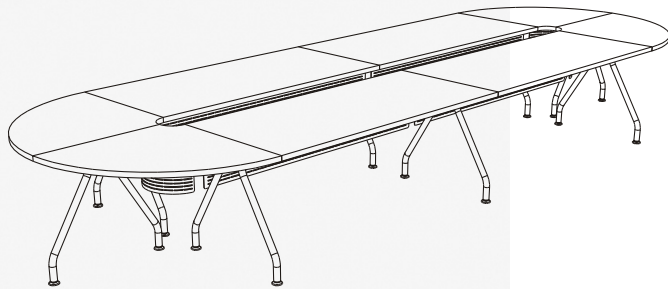
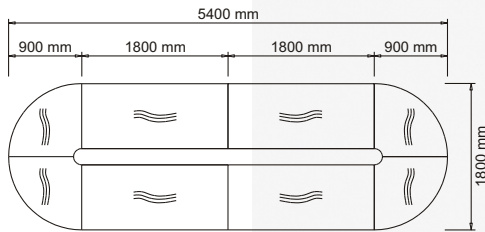
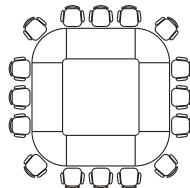
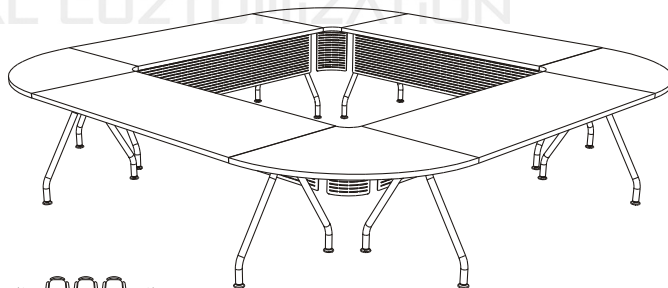
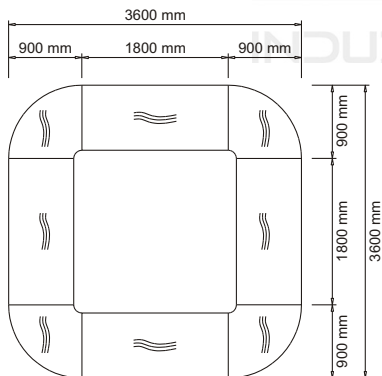
SUSPENDED SWIVEL CPU STORAGE
(Sliding In/Out, Rotatable)
I-CPU03 W 140 D 450 H 52 mm
(Size **NOT** include CPU)

Note: For attach to worktop without beam **ONLY!**

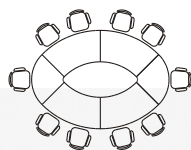
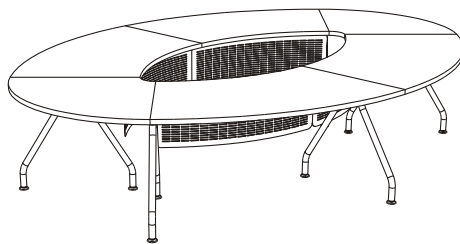
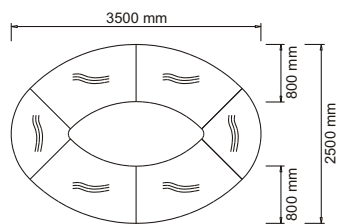
CPU STORAGE ADJUSTABLE TYPE (Suspend Under Worktop)



SUSPENDED CPU STORAGE
(Adjustable Height and Width)
I-CPU04 W 205-305 D 240 H 320-535 mm

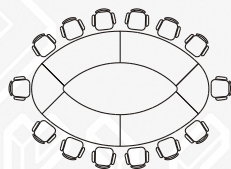
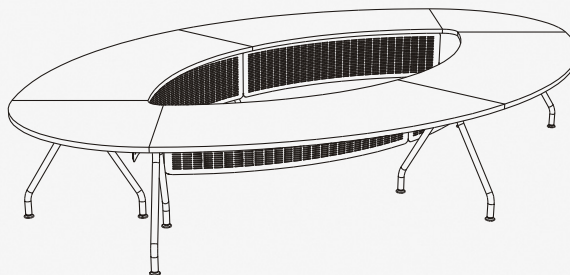
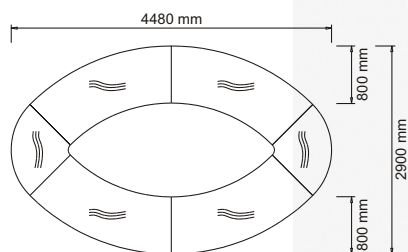
CONFERENCE TABLE**PARTICLE BOARD TOP (with Melamine or HPL Finish)****10 SEATS****T-CF1836** W 3600 D 1800 H 730 mm**14 SEATS****T-CF1854** W 5400 D 1800 H 730 mm**16 SEATS****T-CF3636** W 3600 D 3600 H 730 mm**Note 1:** Special table's size, shape and material available upon customer's request.**Note 2:** Please order **CABLE MANAGER** (wireway underneath worktop), **GROMMET** and **ACCESSORIES** separately.**Note 3:** Standard product will be supply with perforated steel modesty panel pattern **PR06** (see page 6).

CONFERENCE TABLE, RING SHAPE PARTICLE BOARD TOP (with Melamine or HPL Finish)



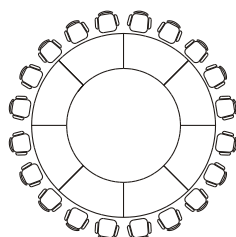
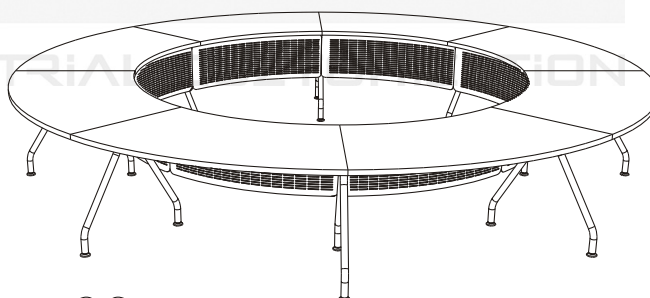
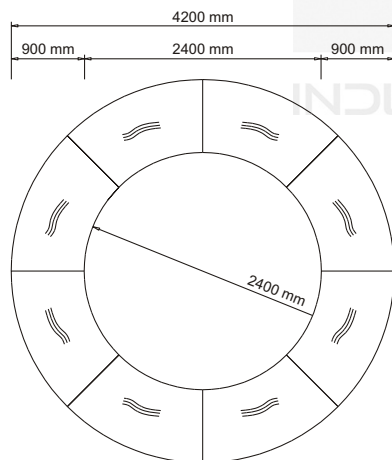
10 SEATS

T-CO2535 W 3500 D 2500 H 730 mm



14 SEATS

T-CO2944 W 4480 D 2900 H 730 mm



20 SEATS

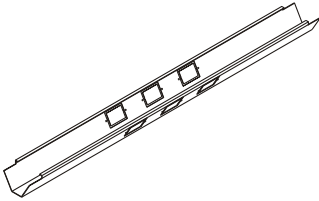
T-CO4242 W 4200 H 730 mm

Note 1: Special table's size, shape and material available upon customer's request.

Note 2: Please order **CABLE MANAGER** (wireway underneath worktop), **GROMMET** and **ACCESSORIES** separately.

Note 3: Standard product will be supply with perforated steel modesty panel pattern **PR06** (see page 6).

CABLE MANAGER

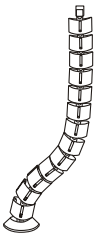
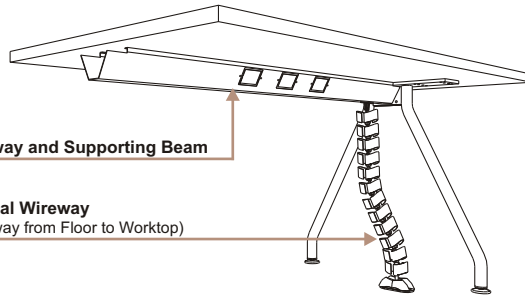


WIREWAY AND SUPPORTING BEAM (Attach Under Worktop)

T-WC130 W 1300 D 110 H 70 mm

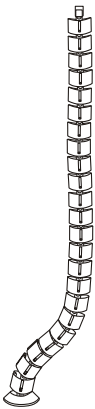
T-WC150 W 1500 D 110 H 70 mm

T-WC170 W 1700 D 110 H 70 mm



VERTICAL WIREWAY (SNAKE) (Attach from Floor to Worktop)

VW76 W 60 H 750 mm


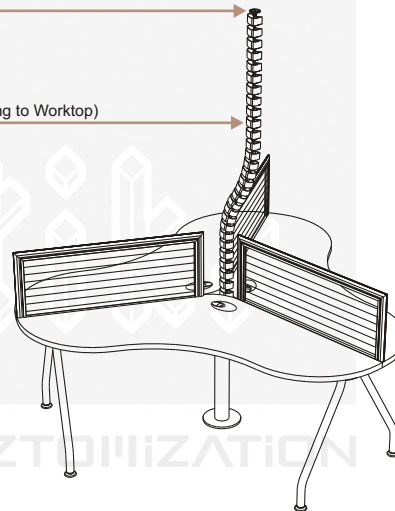


VERTICAL WIREWAY (SNAKE) (Attach from Ceiling to Worktop)

VW200 W 60 H 2000 mm

Ceiling Level

Vertical Wireway
(Wireway from Ceiling to Worktop)

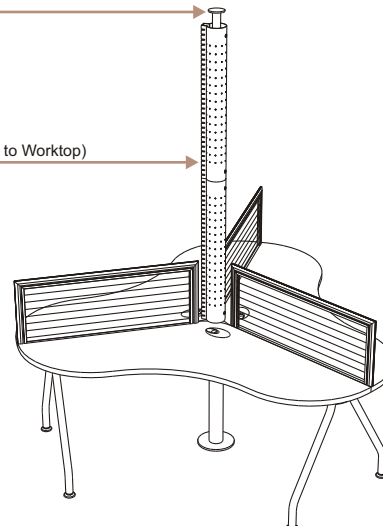


WIREWAY ACCESS POLE (Attach from Ceiling to Worktop)

WP260 W 100 H 2600 mm

Ceiling Level


Wire Access Pole
(Wireway from Ceiling to Worktop)



ACCESSORIES

OUTLETS ON WORKTOP (for Power, Computer and Telephone)

SIMPLE TYPE (for Power ONLY!)



CLOSE



PUSH



OPEN

ACCESS

W 153 D 73 H 55 mm

Finish: Matt chrome

Power Supply: 2 sockets with grounding, duplex universal receptacle (3 gang, 10/15 A, 240 AC V)

POP-UP TYPE



CLOSE



PRESS BUTTON



OPEN

POPUP

W 264 D 117 H 67 mm

Finish: Matt chrome

Power Supply: 2 sockets with grounding, duplex universal receptacle (3 gang, 10/15 A, 240 AC V)

LAN (Computer, Internet): RJ45 Cat5e shielded

Telephone (Voice): 1 AMP RJ11 Cat3

ELECTRIC TURNABLE TYPE



CLOSE



TOUCH



OPEN

ROVO TOUCH-S (2 Powers, 1 LAN)

W 297 D 109 H 103 mm

ROVO TOUCH-L (2 Powers, 1 LAN, 1 Phone, 1 VGA)

W 351 D 109 H 103 mm

Finish: Natural aluminium

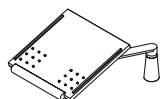
Power Supply: 2 sockets with grounding, duplex universal receptacle (3 gang, 10/15 A, 240 AC V)

LAN (Computer, Internet): RJ45 Cat5e shielded

Telephone (Voice): 1 AMP RJ11 Cat3

VGA (Monitor): D-Sub 15 pin

TELEPHONE STAND



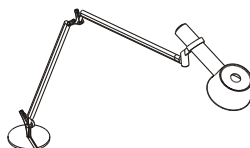
SWIVEL TELEPHONE STAND

I-TE01

Telephone Tray: W 250 D 265 mm

Armature Includes: W 430 H 200 mm

LIGHTING

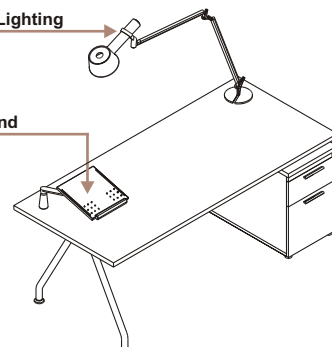


PERSONAL DESK'S TOP LIGHTING

I-LI01 H 850 mm

Personal Desk's Top Lighting

Swivel Telephone Stand



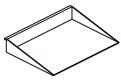
ACCESSORIES

HUNG ON SCREEN TRAY



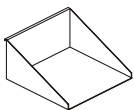
CD TRAY

TA-01 W 145 D 110 H 130 mm



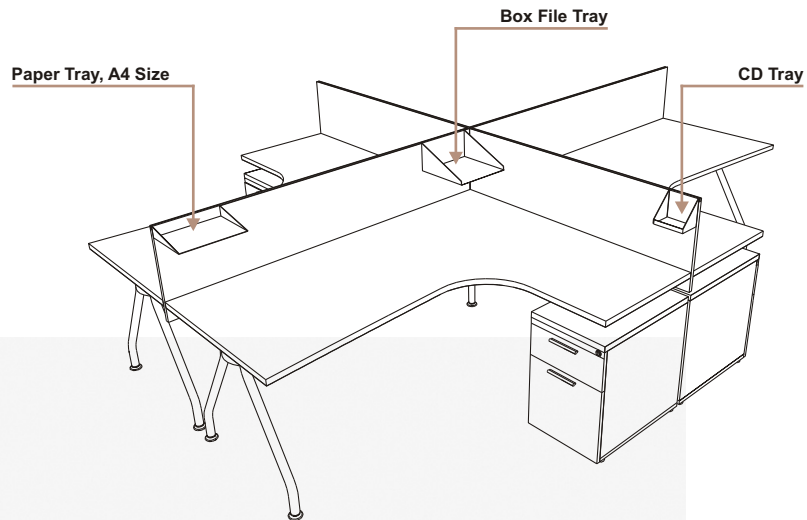
PAPER TRAY, A4 SIZE

TA-02 W 310 D 230 H 50 mm



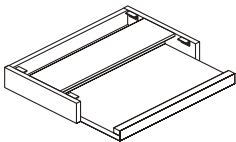
BOX FILE TRAY

TA-03 W 300 D 300 H 150 mm



KEYBOARD TRAY

SIMPLE TYPE



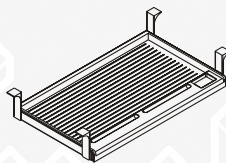
KEYBOARD TRAY, Particle Board

MW-EKD60 W 600 D 350 H 82 mm

MW-EKD70 W 700 D 350 H 82 mm

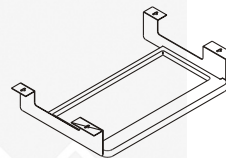
MW-EKD80 W 800 D 350 H 82 mm

MW-EKD90 W 900 D 350 H 82 mm



KEYBOARD TRAY, Plastic (with Sliding Mouse Pad)

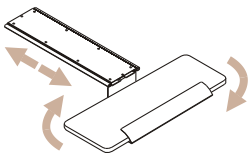
EKD-5/G W 540 D 325 H 80 mm



KEYBOARD TRAY, MDF Board & Steel

EKD-8 W 580 D 350 H 82 mm

ERGONOMIC TYPE



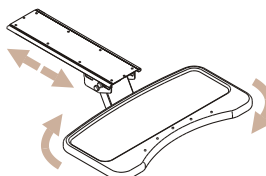
FIXED HEIGHT KEYBOARD TRAY

(Sliding In/Out, Turnable Left/Right,
220 mm Extended from Worktop's Edge)

EKD-6

Keyboard Tray: W 545 D 240 mm

Mechanism Includes: W 545 D 680 H 75 mm



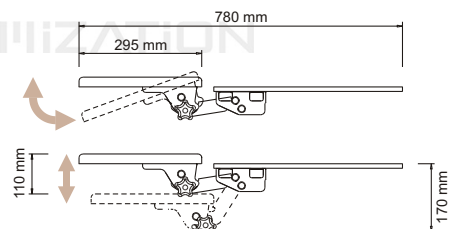
FULLY ADJUSTABLE KEYBOARD TRAY

(Sliding In/Out, Turnable Left/Right, Height Adjustable,
Tilttable, 320 mm Extended from Worktop's Edge)

EKD-7

Keyboard Tray: W 600 D 295 mm


Mechanism Includes: W 600 D 780 H 170 mm



Note: For attach to worktop without beam **ONLY!** and excellent for using with corner worktop.

ACCESSORIES

NAME PLATE



RECTANGULAR SHAPE

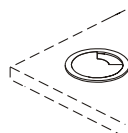
NP-180 W 180 H 80 T 2 mm



CIRCULAR SHAPE

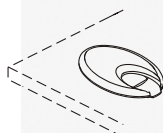
NP-C150 W 150 T 2 mm

GROMMET



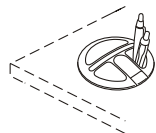
CIRCULAR SHAPE

G-1 W 67 mm



OVAL SHAPE

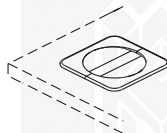
G-2 W 90 L 140 mm



CIRCULAR SHAPE

(with Pen Cup)

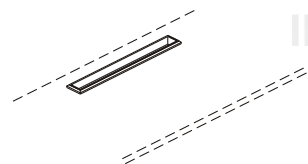
G-3 W 80 mm



SQUARE SHAPE

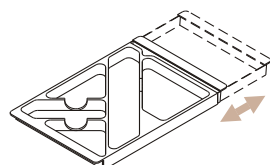
G-7 W 93 L 93 mm

PRINTER-PAPER SLOT



PS-3 W 450 D 60 mm

PENCIL TRAY



PT-4 W 335 D 225 H 26 mm
(Internal adjust space 130 mm more)

