



M-IX

INDUZTR



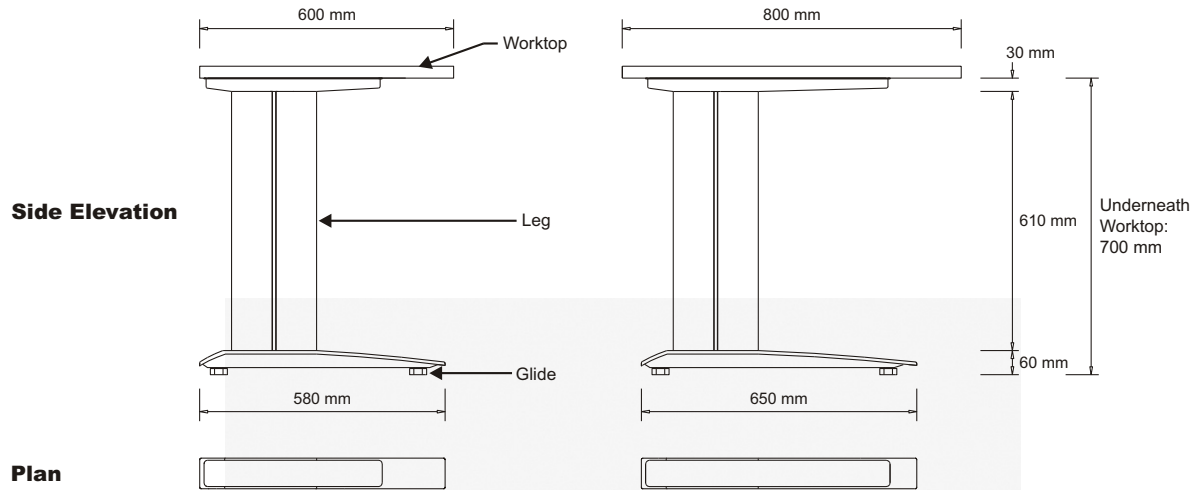




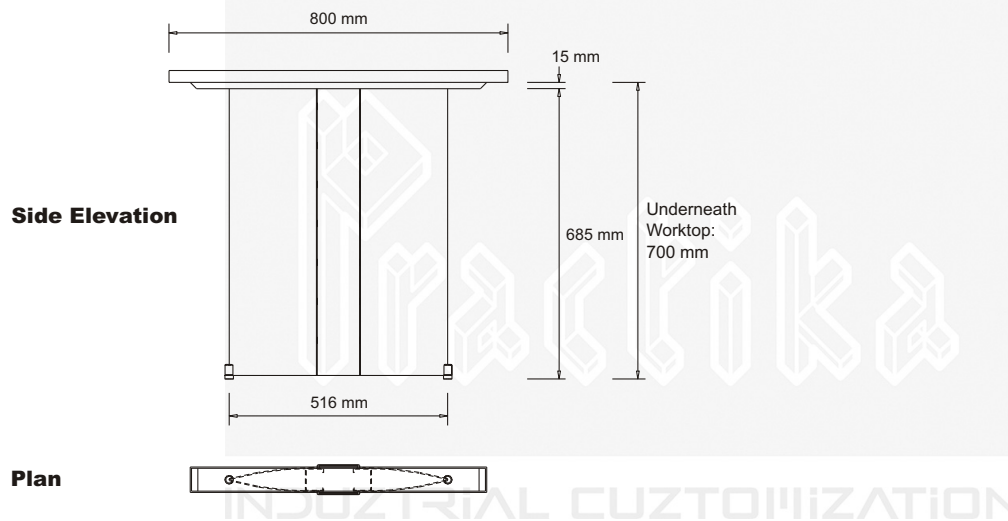
LEG FRAME DETAILS

There are 3 types of legs available:

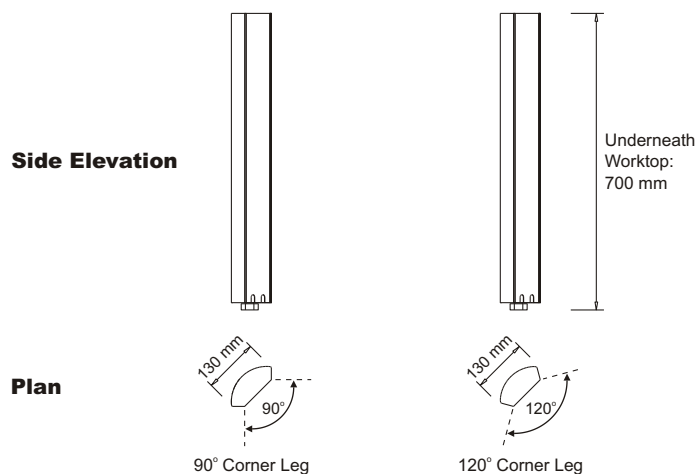
- 1. Cantilevered Leg:** There are 2 sizes. One is 580 mm wide for using with 600 mm deep worktop and the other is 650 mm wide for using with 800 mm deep worktop.



- 2. Steel Panel Leg:** 800 mm wide for supporting conference table's worktop or work cluster's worktop.



- 3. Corner Leg:** Corner leg is use to support at corner of L-shape 90°, V-shape 120° and boot shape desk.



SPECIFICATION

Leg: 0.9 mm folded steel sheet in epoxy finish with plastic cap.

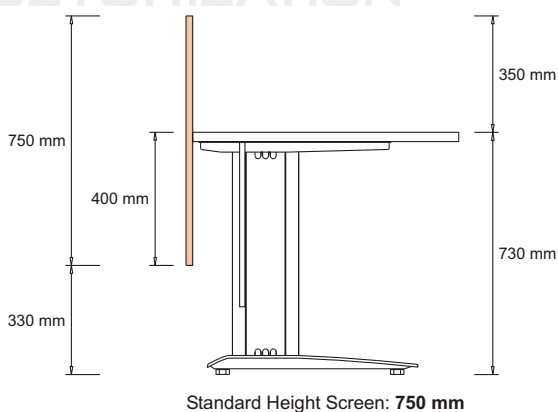
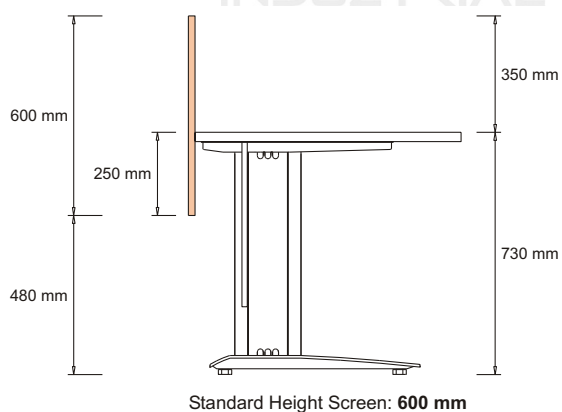
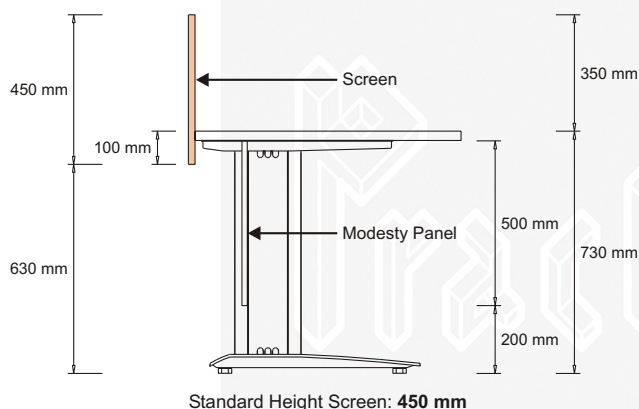
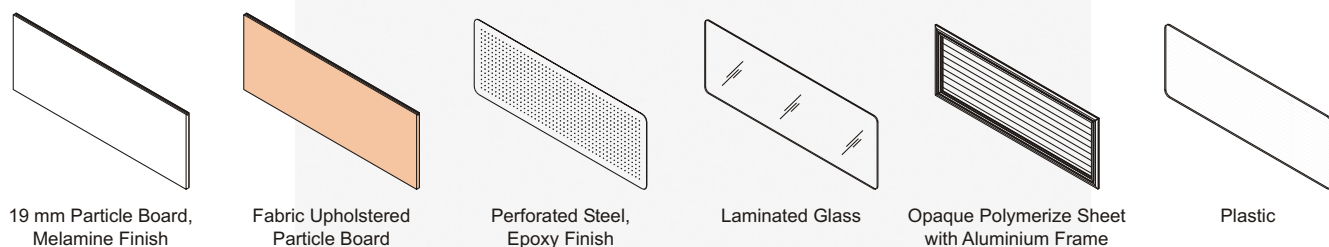
Glide: 50 mm hexagon moulded nylon with M6 thread bolt.

Modesty & Supporting Panel: 19 mm particle board in melamine finish.

Note: Customized colors available upon customer's request.

SCREEN

Available in 19 mm particle board, 19 mm particle board with fabric upholstery, perforated steel, laminated glass, opaque polymerize sheet with aluminium frame and plastic. Spray painted on MDF board in any matched color also available upon request.



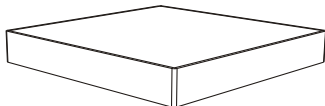
Note: Special design, special size or special material available upon customer's request. Please contact **PRACTIKA's** staff for technical support.

WORKTOP

Melamine Finish Worktops: Available in white, black, beige, light grey, dark grey, silver, maple, beech, dark oak and cherry.

HPL Worktops: Available in all colors and patterns according to local supplier's ranges.

Worktop's Edges: Available in **STRAIGHT EDGE** only!



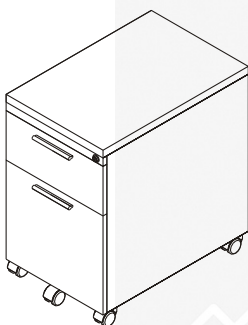
PEDESTAL

Standard M-IX pedestal is available in **Particle Board Structure** only.

Structure: Pedestal carcass, door, drawer front and drawer are made of particle board.

Available Carcase's Color: White, black, beige, light grey, dark grey, silver, maple, beech, dark oak and cherry.

Available Door/Drawer Front Color: White, black, beige, light grey, dark grey, silver, maple, beech, dark oak and cherry.

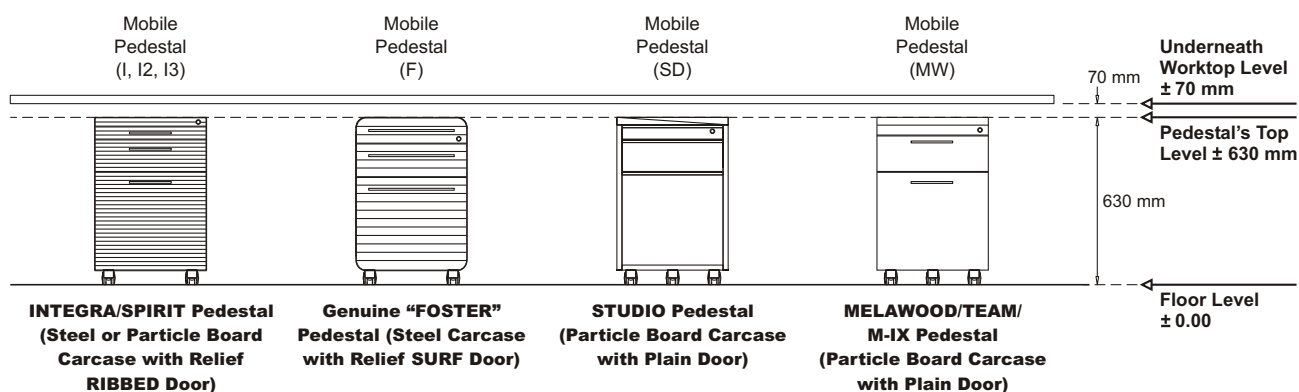


Particle Board Structure Only!
(Code MW)

Note: You can also select door/drawer in relief front, spray painted front or HPL front to fit with this pedestal in order to create uniqueness.

HEIGHT

All supporting pedestals and mobile pedestals are 630 mm high. Interchange between **INTEGRA/SPIRIT** steel carcass pedestal (code I), **INTEGRA/SPIRIT** particle board carcass pedestal (code I2, I3), genuine **FOSTER** pedestal (code F), **STUDIO** pedestal (code SD) and **MELAWOOD/TEAM/M-IX** pedestal (code MW) are always possible.



Note: Code I : Steel carcass, relief door, steel drawer, with pencil tray drawer.
 Code I2 : Particle board carcass, relief door, particle board drawer, with pencil tray drawer.
 Code I3 : Particle board carcass, plain door, particle board drawer, with pencil tray drawer.
 Code F : Steel carcass, relief door, steel drawer, with pencil tray drawer.
 Code SD : Particle board carcass, plain door, particle board drawer, **WITH** or **WITHOUT** pencil tray drawer.
 Code MW : Particle board carcass, plain door, particle board drawer, **WITHOUT** pencil tray drawer.

DOOR/DRAWER FRONT

Standard Door/Drawer Front:

Plain Door/Drawer Front: In melamine finish. Available in white, black, beige, light grey, dark grey, silver, maple, beech, dark oak and cherry with matching PVC edging.

Customized Door/Drawer Front:

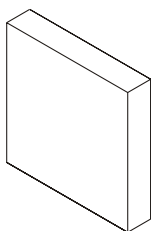
HPL Finish: Available upon local supplier's ranges.

Spray Painted: Available in any matching color.

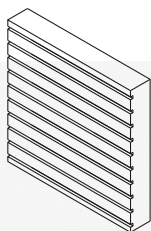
Relief Door/Drawer Front:

PVC 3D Forming: Available in white, black, light grey, dark grey, silver, beech.

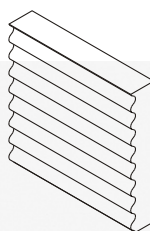
Spray Painted: Available in any matching color.



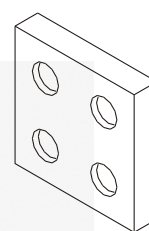
Plain Door
Standard Design for
STUDIO, MELAWOOD Range
(Code SD, MW)



Relief Door (RIBBED)
Standard Design for
INTEGRA/SPIRIT Range
(Code I, I2)



Relief Door (SURF)
Standard Design for
FOSTER Range
(Code F)



Relief Door (DOT)

Note: Customized design of relief door/drawer front is available upon customer's request.

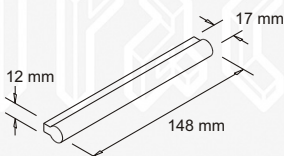
4

HANDLE

Standard Handle

HA12 (L 148 mm, CC 128 mm)

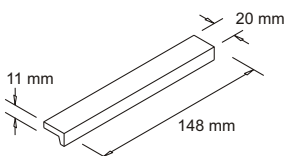
Extruded aluminium handle in silver anodize finish. Standard handle's length is 148 mm (CC 128 mm).



Option

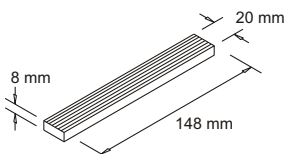
HA11 (L 148 mm, CC 128 mm)

"L" shape extruded aluminium handle in silver anodize finish. Standard handle's length is 148 mm (CC 128 mm).



HA17 (L 148 mm, CC 128 mm)

Extruded aluminium handle in silver anodize finish. Standard handle's length is 148 mm (CC 128 mm).



Note: Longer handles are available in lengths as follows: L 212 mm (CC 192 mm), L 340 mm (CC 320 mm).

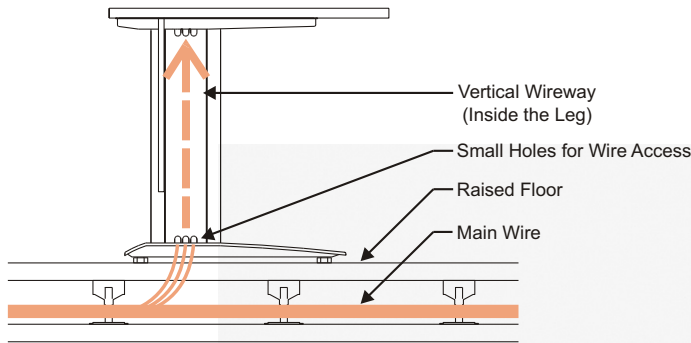
CABLE MANAGEMENT

Standard M-IX desk did not provide cable management. If you need, you can add:

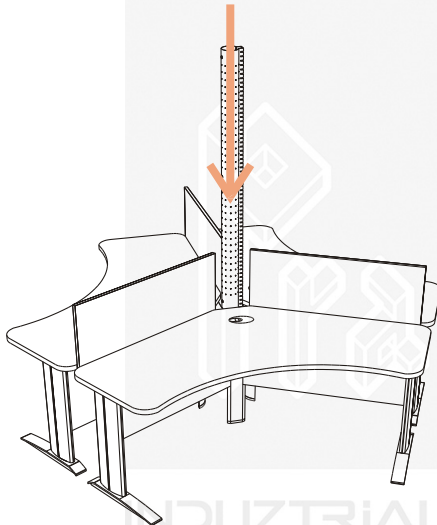
- **Grommet:** In order to allow wires access to worktop.
- **Horizontal Wireway:** Steel wireway with cut-out for outlets can attached underneath worktop to accommodate wires and outlets.
- **Vertical Wireway (Snake):** To accommodate wires from floor to horizontal wireway underneath worktop

1. From Main Line to Desk

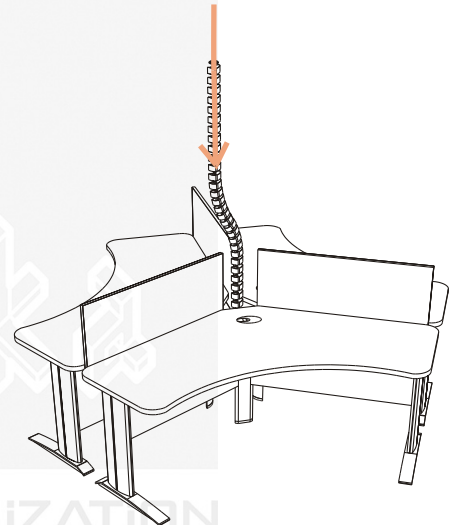
1.1 From Raised Floor



1.2 From Ceiling

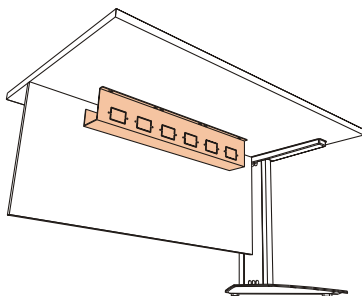


Using "Wire Access Pole" to accommodate wires from ceiling.



Using "Snake" to accommodate wires from ceiling.

2. Underneath Your Desk

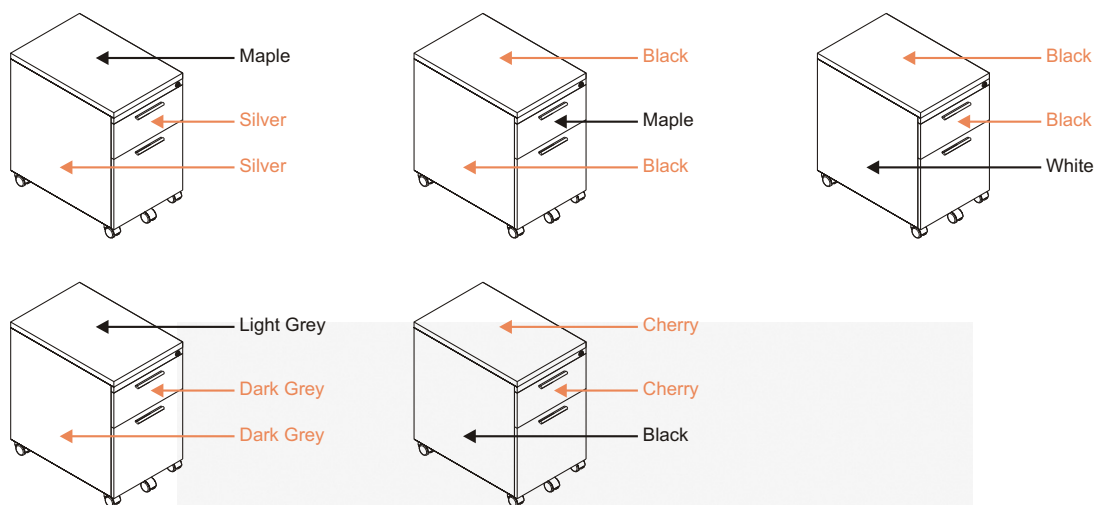


Additional wireway can be attached underneath worktop. This wireway will tidy your desk by accommodate surplus wire behind you office appliances. There are cut-outs on vertical surface for installing data and power outlets. Please contact **PRACTIKA** for appropriate wireway length.

TIPS

1. Two-Tone Design

You can create a different look and yet still economical by using standard melamine finish in two-tone design as samples below:



Note: Standard melamine finish available in white, black, beige, light grey, dark grey, silver, maple, beech, dark oak and cherry.

2. Play with Door/Drawer Front


You can create a unique look from door/drawer front as follows:

HPL Finish: There are wide ranges of HPL in colors and patterns available locally. Laminated HPL door/drawer front can create difference.

Spray Painted: Available in any matching color.

Relief Door/Drawer Front: Available in many standard designs and colors. Spray painted relief door/drawer front also available upon request.

3. Play with Perforated Screen Designs



You design and set your perforated's pattern to create your uniqueness by using our standard tool or order your special design tool, modified company logo can also be perforated.

4. Play with Handles

You can create a different look by using different design handle or longer handle or different color handle. Please turn to **HANDLE** section (page 4) for more details.

ATTENTION !

1. Carefully Check Your Needs

Standard desk does not include

- **GROMMET:** For wire access through worktop.
- **CABLE MANAGEMENT ACCESSORIES:** Both access for wire from ceiling or floor and wireway underneath worktop for install outlets and accommodate the surplus wire.
- **SCREEN:** If you need privacy or to blind the wires behind your monitor.
- **ACCESSORIES:** Keyboard Tray, Hung on Screen Tray, Name Plate, etc.

2. HPL Worktop

Please pay attention on **HOW TO FINISH EDGES**. There are standard PVC edging available and we strongly advise you to ensure matching color before ordering.

3. Wiring & Outlets

Please pay special attention to customer's requirement on wiring/outlets and pass us full information. We have very wide accessories and solution which will fully respond to your customer's needs on practical wiring design. **PLEASE KINDLY PAY GREAT ATTENTION TO WIRING REQUIREMENTS.**

CONTACT US !

To get in touch with us immediately, you can simply call us on the phone and our staff will be more than happy to respond to your inquiries. Or you can write to us by using email so you can be sure that your request will surely reach us.

- AFTER SALES SERVICE

aftersalesservice@praktika.com
Tel: 02 533 3955 Ext.187-188

- HOT LINE CONTACT (within 24 hours)

prakong@praktika.com
Tel: 09 1120 4096

- SALES & MARKETING

praktikamail@praktika.com
Tel: 02 533 3955 Ext.151, 152-153

- DELIVERY & INSTALLATION

delivery@praktika.com
Tel: 02 533 3955 Ext.141, 143-144

- HUMAN RESOURCE

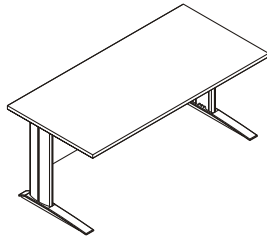
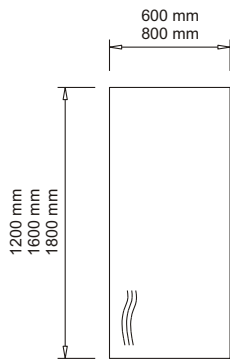
hr@praktika.com
Tel: 02 533 3955 Ext.110-115

- SUPPLY CHAIN

scd@praktika.com
Tel: 02 533 3955 Ext. 210, 217

INDUSTRIAL CUSTOMIZATION

DESK, RECTANGULAR SHAPE



DESK

M9-D1000 W 1200 D 600 H 730 mm

M9-D1200 W 1200 D 800 H 730 mm

M9-D1600 W 1600 D 800 H 730 mm

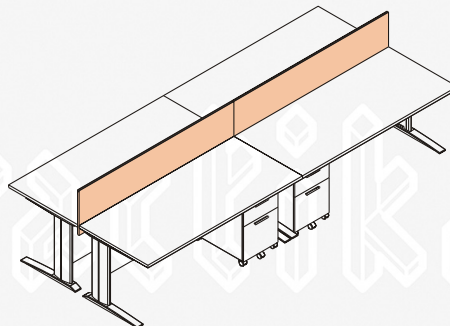
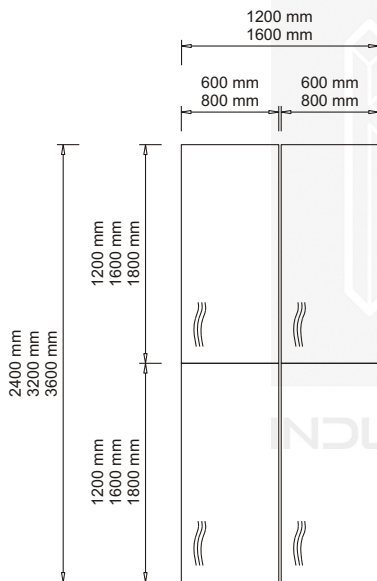
M9-D1800 W 1800 D 800 H 730 mm

Note 1: Smaller desk is available upon customer specify. Price of smaller desk is the same to standard desk shown above.

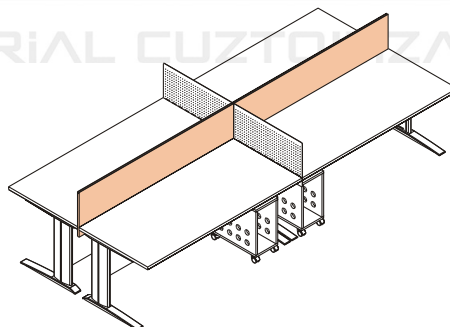
Note 2: Standard desk does **NOT** include **GROMMET**, **HORIZONTAL WIREWAY** (underneath worktop), **VERTICAL WIREWAY** (snake) and accessories.

WORK CLUSTER, RECTANGULAR SHAPE

8



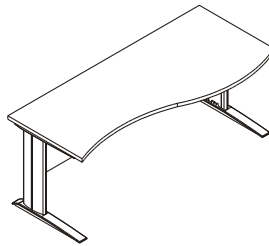
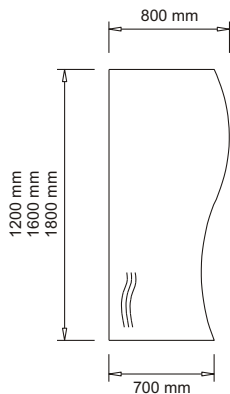
WORK CLUSTER,
with Mobile Drawer and Screen



WORK CLUSTER,
with Mobile CPU Storage and Screen

Note: Screens are available in 19 mm particle board, 19 mm particle board with fabric upholstery, perforated steel and glass. Please turn to **SCREEN** section (page 14-15) for full details.

DESK, CURVE SHAPE



DESK

M9-C1200 (R/L) W 1200 D 800 H 730 mm

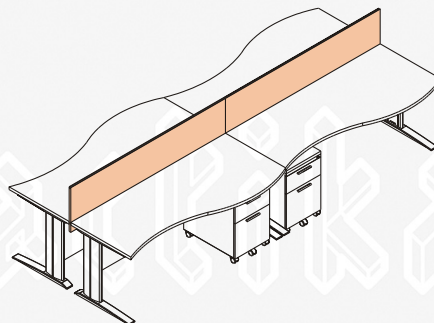
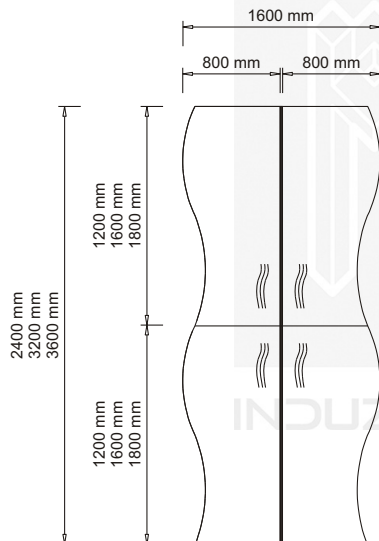
M9-C1600 (R/L) W 1600 D 800 H 730 mm

M9-C1800 (R/L) W 1800 D 800 H 730 mm

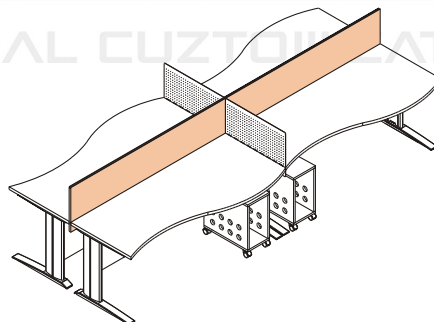
Note 1: Smaller desk is available upon customer specify. Price of smaller desk is the same to standard desk shown above.

Note 2: Standard desk does **NOT** include **GROMMET**, **HORIZONTAL WIREWAY** (underneath worktop), **VERTICAL WIREWAY** (snake) and accessories.

WORK CLUSTER, CURVE SHAPE



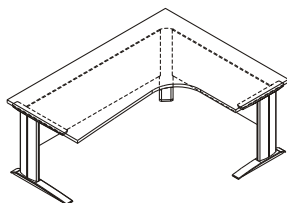
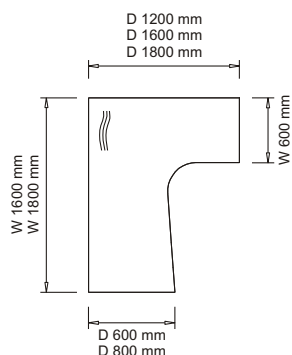
WORK CLUSTER,
with Mobile Drawer and Screen



WORK CLUSTER,
with Mobile CPU Storage and Screen

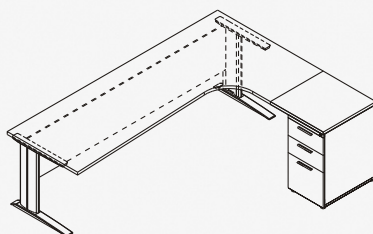
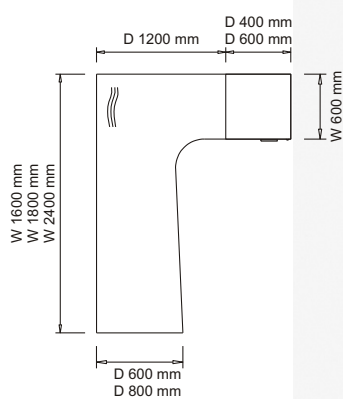
Note: Screens are available in 19 mm particle board, 19 mm particle board with fabric upholstery, perforated steel and glass. Please turn to **SCREEN** section (page 14-15) for full details.

DESK, L-SHAPE 90°



DESK

- M9-L1612 (R/L)** W 1600/600 D 1200/600 H 730 mm
- M9-L1616-6 (R/L)** W 1600/600 D 1600/600 H 730 mm
- M9-L1616-8 (R/L)** W 1600/600 D 1600/800 H 730 mm
- M9-L1812 (R/L)** W 1800/600 D 1200/800 H 730 mm
- M9-L1816 (R/L)** W 1800/600 D 1600/800 H 730 mm
- M9-L1818-6 (R/L)** W 1800/600 D 1800/600 H 730 mm
- M9-L1818-8 (R/L)** W 1800/600 D 1800/800 H 730 mm



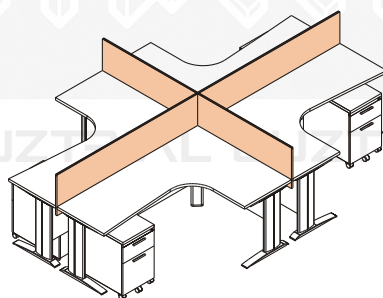
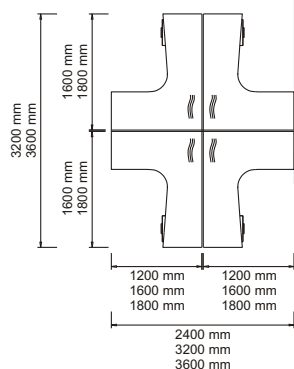
DESK, with Return Drawer

- M9-L1616D-6 (R/L)** W 1600/600 D 1600/600 H 730 mm
- M9-L1616D-8 (R/L)** W 1600/600 D 1600/800 H 730 mm
- M9-L1818D-6 (R/L)** W 1800/600 D 1800/600 H 730 mm
- M9-L1818D-8 (R/L)** W 1800/600 D 1800/800 H 730 mm
- M9-L2418D (R/L)** W 2400/600 D 1800/800 H 730 mm

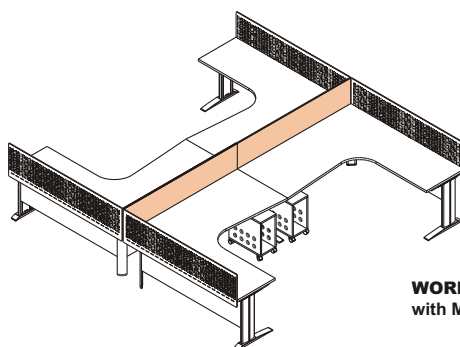
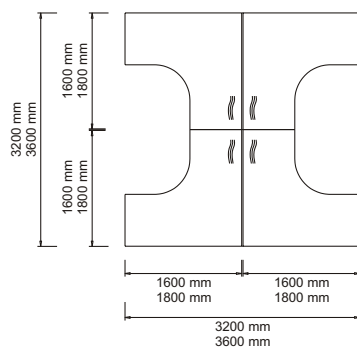
Note 1: Smaller desk is available upon customer specify. Price of smaller desk is the same to standard desk shown above.

Note 2: Standard desk does NOT include GROMMET, HORIZONTAL WIREWAY (underneath worktop), VERTICAL WIREWAY (snake) and accessories.

WORK CLUSTER, L-SHAPE 90°



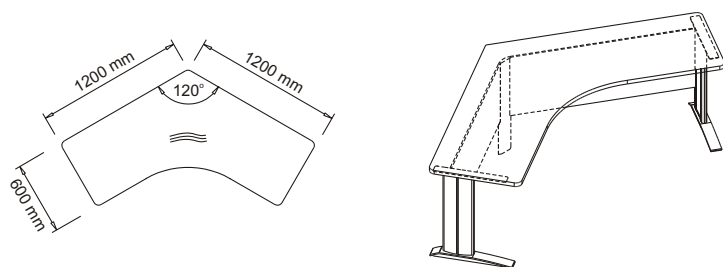
WORK CLUSTER,
with Mobile Drawer and Screen



WORK CLUSTER,
with Mobile CPU Storage and Screen

Note: Screens are available in 19 mm particle board, 19 mm particle board with fabric upholstery, perforated steel and glass. Please turn to **SCREEN** section (page 14-15) for full details.

DESK, V-SHAPE 120°

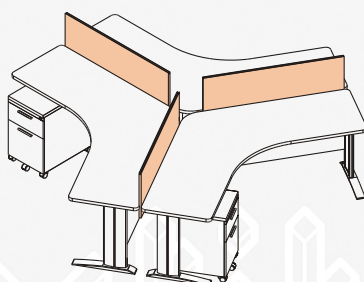
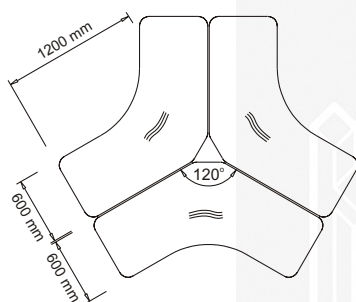


DESK
M9-V1200 W 1200 D 1200 H 730 mm

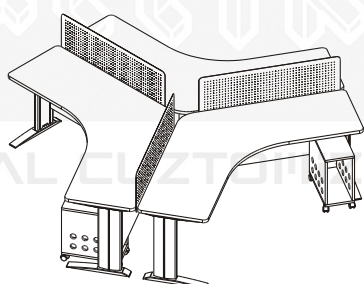
Note 1: Smaller desk is available upon customer specify. Price of smaller desk is the same to standard desk shown above.

Note 2: Standard desk does **NOT** include **GROMMET**, **HORIZONTAL WIREWAY** (underneath worktop), **VERTICAL WIREWAY** (snake) and accessories.

WORK CLUSTER, V-SHAPE 120°



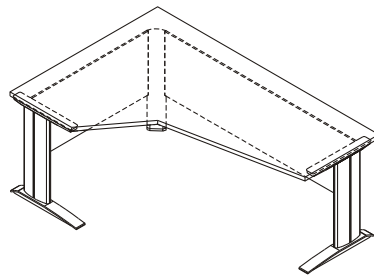
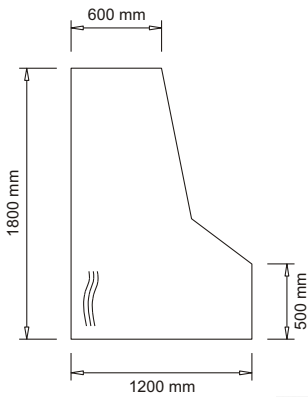
WORK CLUSTER,
with Mobile Drawer and Screen



WORK CLUSTER,
with Mobile CPU Storage and Screen

Note: Screens are available in 19 mm particle board, 19 mm particle board with fabric upholstery, perforated steel and glass. Please turn to **SCREEN** section (page 14-15) for full details.

DESK, BOOT SHAPE



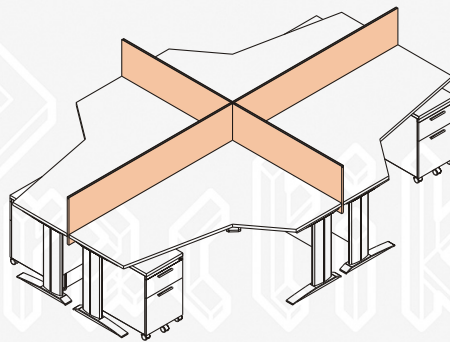
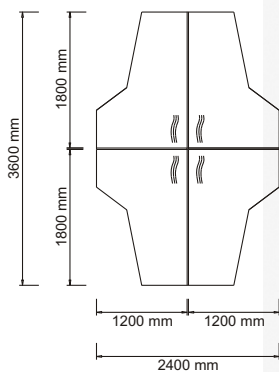
DESK
M9-BO1812 (R/L) W 1800 D 1200 H 730 mm

Note 1: Smaller desk is available upon customer specify. Price of smaller desk is the same to standard desk shown above.

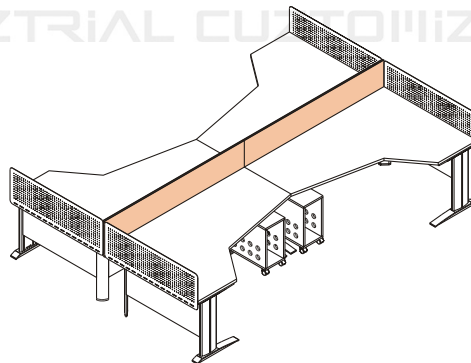
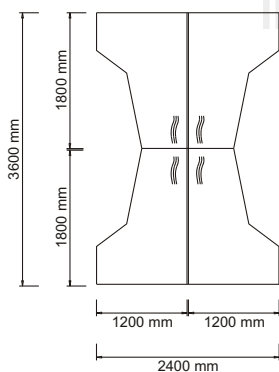
Note 2: Standard desk does **NOT** include **GROMMET**, **HORIZONTAL WIREWAY** (underneath worktop), **VERTICAL WIREWAY** (snake) and accessories.

WORK CLUSTER, BOOT SHAPE

12



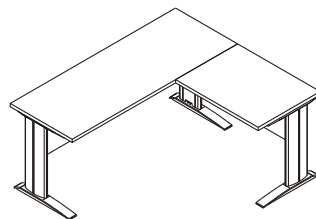
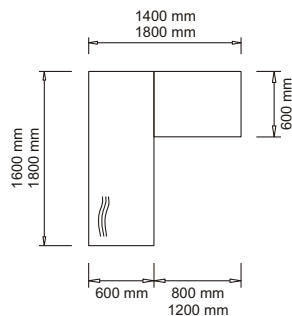
WORK CLUSTER,
with Mobile Drawer and Screen



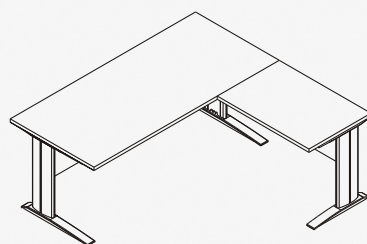
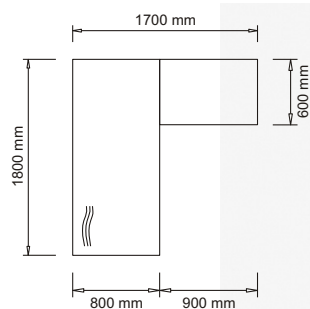
WORK CLUSTER,
with Mobile CPU Storage and Screen

Note: Screens are available in 19 mm particle board, 19 mm particle board with fabric upholstery, perforated steel and glass. Please turn to **SCREEN** section (page 14-15) for full details.

DESK, COMBINATION RECTANGULAR SHAPE + RECTANGULAR RETURN



DESK, with Return
M9-DRE1614 (R/L) W 1600 D 1400 H 730 mm
M9-DRE1818 (R/L) W 1800 D 1800 H 730 mm

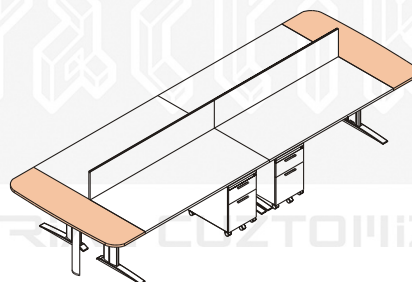
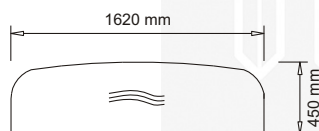


DESK, with Return
M9-DRE1817 (R/L) W 1800 D 1700 H 730 mm

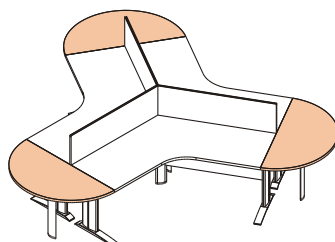
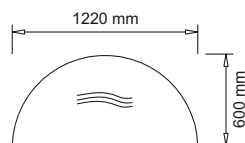
Note 1: Smaller desk is available upon customer specify. Price of smaller desk is the same to standard desk shown above.

Note 2: Standard desk does **NOT** include **GROMMET, HORIZONTAL WIREWAY** (underneath worktop), **VERTICAL WIREWAY** (snake) and accessories.

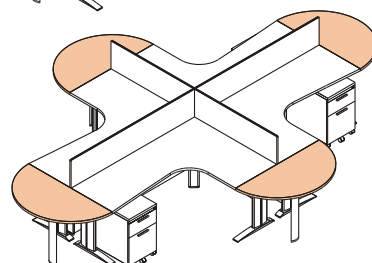
EXTENDED WORKTOP



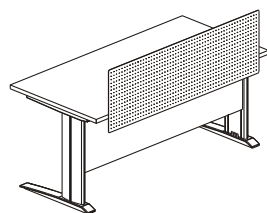
ROUNDED RECTANGULAR SHAPE
M9-EW1645 W 1620 D 450 T 28 mm



HALF CIRCULAR SHAPE
M9-EW1260 W 1220 D 600 T 28 mm



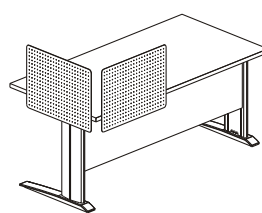
SCREEN PERFORATED STEEL



STANDARD SCREEN

450 mm HIGH DESK SCREEN

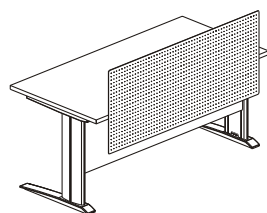
- I-MS4540** W 400 H 450 T 2 mm
- I-MS4560** W 600 H 450 T 2 mm
- I-MS4580** W 800 H 450 T 2 mm
- I-MS4510** W 1000 H 450 T 2 mm
- I-MS4512** W 1200 H 450 T 2 mm
- I-MS4514** W 1450 H 450 T 2 mm
- I-MS4516** W 1600 H 450 T 2 mm
- I-MS4518** W 1800 H 450 T 2 mm



STANDARD SCREEN

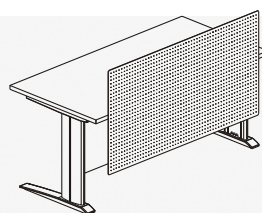
MONITOR'S BACK SCREEN

- I-MS60M** W 600+600 H 450 T 2 mm



600 mm HIGH DESK SCREEN

- I-MS6040** W 400 H 600 T 2 mm
- I-MS6060** W 600 H 600 T 2 mm
- I-MS6080** W 800 H 600 T 2 mm
- I-MS6010** W 1000 H 600 T 2 mm
- I-MS6012** W 1200 H 600 T 2 mm
- I-MS6014** W 1450 H 600 T 2 mm
- I-MS6016** W 1600 H 600 T 2 mm
- I-MS6018** W 1800 H 600 T 2 mm



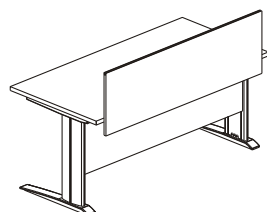
750 mm HIGH DESK SCREEN

- I-MS7540** W 400 H 750 T 2 mm
- I-MS7560** W 600 H 750 T 2 mm
- I-MS7580** W 800 H 750 T 2 mm
- I-MS7510** W 1000 H 750 T 2 mm
- I-MS7512** W 1200 H 750 T 2 mm
- I-MS7514** W 1450 H 750 T 2 mm
- I-MS7516** W 1600 H 750 T 2 mm
- I-MS7518** W 1800 H 750 T 2 mm

Note: Perforated screen will be supply in standard pattern **PR06** (see page 6).

14

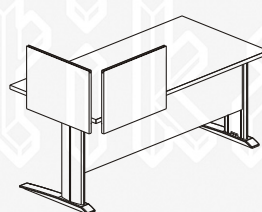
SCREEN PARTICLE BOARD



STANDARD SCREEN

450 mm HIGH DESK SCREEN

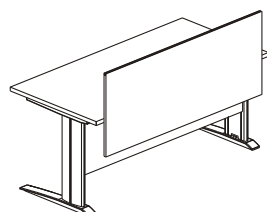
- I-PS4540** W 400 H 450 T 19 mm
- I-PS4560** W 600 H 450 T 19 mm
- I-PS4580** W 800 H 450 T 19 mm
- I-PS4510** W 1000 H 450 T 19 mm
- I-PS4512** W 1200 H 450 T 19 mm
- I-PS4514** W 1450 H 450 T 19 mm
- I-PS4516** W 1600 H 450 T 19 mm
- I-PS4518** W 1800 H 450 T 19 mm



STANDARD SCREEN

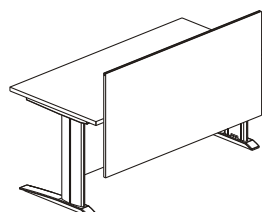
MONITOR'S BACK SCREEN

- I-PS60M** W 600+600 H 450 T 19 mm



600 mm HIGH DESK SCREEN

- I-PS6040** W 400 H 600 T 19 mm
- I-PS6060** W 600 H 600 T 19 mm
- I-PS6080** W 800 H 600 T 19 mm
- I-PS6010** W 1000 H 600 T 19 mm
- I-PS6012** W 1200 H 600 T 19 mm
- I-PS6014** W 1450 H 600 T 19 mm
- I-PS6016** W 1600 H 600 T 19 mm
- I-PS6018** W 1800 H 600 T 19 mm



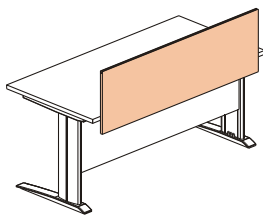
750 mm HIGH DESK SCREEN

- I-PS7540** W 400 H 750 T 19 mm
- I-PS7560** W 600 H 750 T 19 mm
- I-PS7580** W 800 H 750 T 19 mm
- I-PS7510** W 1000 H 750 T 19 mm
- I-PS7512** W 1200 H 750 T 19 mm
- I-PS7514** W 1450 H 750 T 19 mm
- I-PS7516** W 1600 H 750 T 19 mm
- I-PS7518** W 1800 H 750 T 19 mm

Note: Available in melamine finish, HPL finish and spray paint finish.

SCREEN

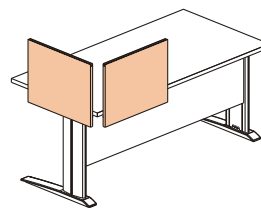
PARTICLE BOARD WITH FABRIC UPHOLSTERY



STANDARD SCREEN

450 mm HIGH DESK SCREEN

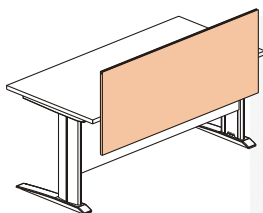
I-FS4540 W 400 H 450 T 19 mm
I-FS4560 W 600 H 450 T 19 mm
I-FS4580 W 800 H 450 T 19 mm
I-FS4510 W 1000 H 450 T 19 mm
I-FS4512 W 1200 H 450 T 19 mm
I-FS4514 W 1450 H 450 T 19 mm
I-FS4516 W 1600 H 450 T 19 mm
I-FS4518 W 1800 H 450 T 19 mm



STANDARD SCREEN

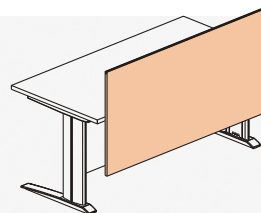
MONITOR'S BACK SCREEN

I-FS60M W 600+600 H 450 T 19 mm



600 mm HIGH DESK SCREEN

I-FS6040 W 400 H 600 T 19 mm
I-FS6060 W 600 H 600 T 19 mm
I-FS6080 W 800 H 600 T 19 mm
I-FS6010 W 1000 H 600 T 19 mm
I-FS6012 W 1200 H 600 T 19 mm
I-FS6014 W 1450 H 600 T 19 mm
I-FS6016 W 1600 H 600 T 19 mm
I-FS6018 W 1800 H 600 T 19 mm

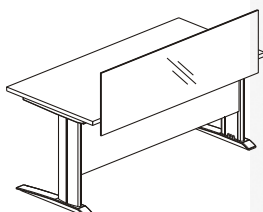


750 mm HIGH DESK SCREEN

I-FS7540 W 400 H 750 T 19 mm
I-FS7560 W 600 H 750 T 19 mm
I-FS7580 W 800 H 750 T 19 mm
I-FS7510 W 1000 H 750 T 19 mm
I-FS7512 W 1200 H 750 T 19 mm
I-FS7514 W 1450 H 750 T 19 mm
I-FS7516 W 1600 H 750 T 19 mm
I-FS7518 W 1800 H 750 T 19 mm

SCREEN

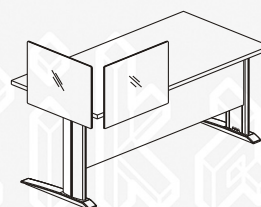
LAMINATED GLASS



STANDARD SCREEN

450 mm HIGH DESK SCREEN

I-GS4540 W 400 H 450 T 12 mm
I-GS4560 W 600 H 450 T 12 mm
I-GS4580 W 800 H 450 T 12 mm
I-GS4510 W 1000 H 450 T 12 mm
I-GS4512 W 1200 H 450 T 12 mm
I-GS4514 W 1450 H 450 T 12 mm



STANDARD SCREEN

MONITOR'S BACK SCREEN

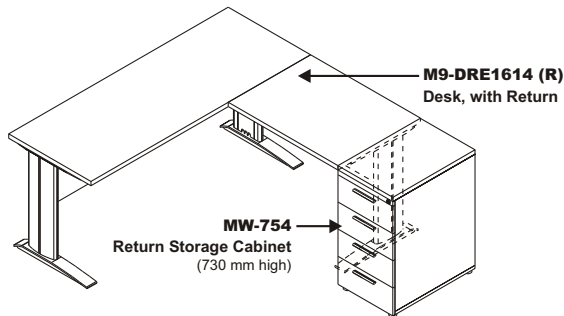
I-GS60M W 600+600 H 450 T 12 mm

Note: Not recommend for special height screen.

INDUSTRIAL CUSTOMIZATION

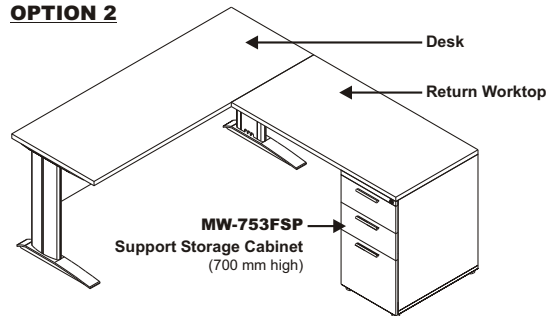
RETURN/SUPPORT STORAGE CABINET (Desk Height)

OPTION 1

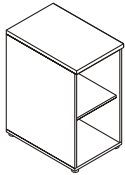


Attach Free-Standing Cabinet to the End of Return.

OPTION 2



Dispense the Return Leg by Using Supporting Cabinet Instead.



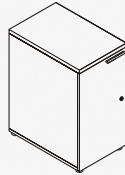
OPEN CABINET

Return

MW-7500 W 400 D 600 H 730 mm

Support (Without Top)

MW-7500SP W 400 D 600 H 700 mm



1-DOOR CABINET

Return

MW-751 W 400 D 600 H 730 mm

Support (Without Top)

MW-751SP W 400 D 600 H 700 mm




HANGING FILE DRAWER CABINET

Return

MW-752F W 400 D 600 H 730 mm

Support (Without Top)

MW-752FSP W 400 D 600 H 700 mm



2-DRAWER AND 1-HANGING FILE DRAWER CABINET

Return

MW-753F W 400 D 600 H 730 mm

Support (Without Top)

MW-753FSP W 400 D 600 H 700 mm



4-DRAWER CABINET

Return

MW-754 W 400 D 600 H 730 mm

Support (Without Top)

MW-754SP W 400 D 600 H 700 mm



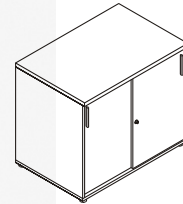
2-DOOR CABINET

Return

MW-7502 W 900 D 600 H 730 mm

Support (Without Top)

MW-7502SP W 900 D 600 H 700 mm



SLIDING DOOR CABINET

Return

MW-750S W 900 D 600 H 730 mm

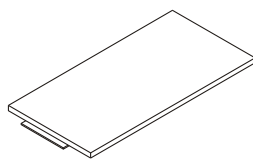
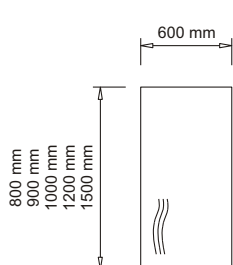
Support (Without Top)

MW-750SSP W 900 D 600 H 700 mm

Note 1: These storage cabinets can accommodate only one row of box file.

Note 2: In case you need storage cabinet to accommodate two rows of box file; please turn to low storage cabinet, 840 mm high.

RETURN WORKTOP



RETURN WORKTOP

RT-6080 W 800 D 600 T 28 mm


RT-6090 W 900 D 600 T 28 mm

RT-6010 W 1000 D 600 T 28 mm


RT-6012 W 1200 D 600 T 28 mm

RT-6015 W 1500 D 600 T 28 mm

PEDESTAL

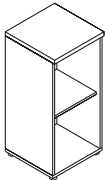


MOBILE DRAWER
1 Small Drawer
1 Hanging File Drawer
MW-652FR W 420 D 570 H 630 mm

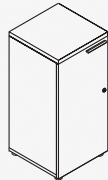


MOBILE DRAWER
3 Small Drawers
MW-653R W 420 D 570 H 630 mm

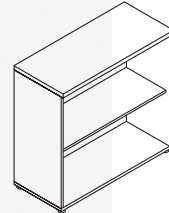
LOW STORAGE CABINET, 850 mm HIGH



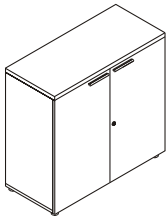
OPEN CABINET
MW-840 W 400 D 400 H 850 mm



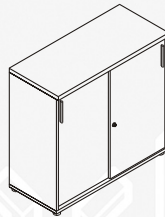
1-DOOR CABINET
MW-841 W 400 D 400 H 850 mm



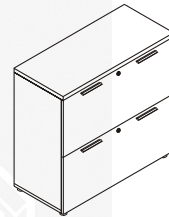
OPEN CABINET
MW-8000 W 900 D 400 H 850 mm



2-DOOR CABINET
MW-8002 W 900 D 400 H 850 mm



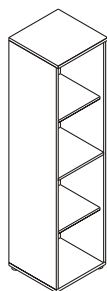
SLIDING DOOR CABINET
MW-800S W 900 D 400 H 850 mm



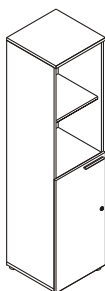
HANGING FILE DRAWER CABINET
MW-800F W 900 D 400 H 850 mm

INDUSTRIAL CUSTOMIZATION

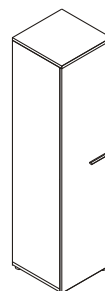
MEDIUM HEIGHT STORAGE CABINET, 1650 mm HIGH



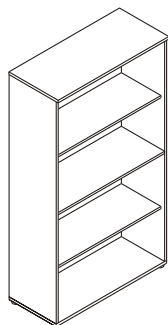
OPEN CABINET
MW-1610 W 400 D 400 H 1650 mm



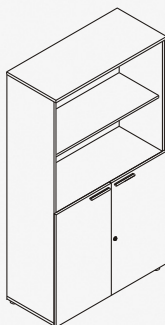
OPEN AND 1-DOOR CABINET
MW-1601 W 400 D 400 H 1650 mm



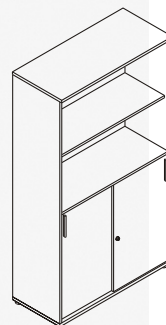
1-DOOR CABINET
MW-1611 W 400 D 400 H 1650 mm



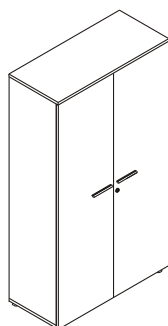
OPEN CABINET
MW-1600 W 900 D 400 H 1650 mm



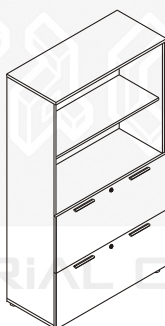
OPEN AND 2-DOOR CABINET
MW-1602 W 900 D 400 H 1650 mm



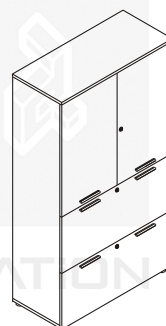
OPEN AND SLIDING DOOR CABINET
MW-160S W 900 D 400 H 1650 mm



2-DOOR CABINET
MW-1622 W 900 D 400 H 1650 mm

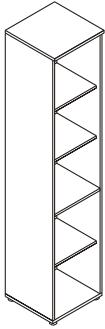


**OPEN AND HANGING FILE
DRAWER CABINET**
MW-160F W 900 D 400 H 1650 mm

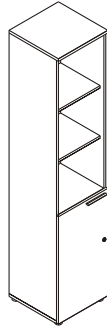


**2-DOOR AND HANGING FILE
DRAWER CABINET**
MW-162F W 900 D 400 H 1650 mm

HIGH STORAGE CABINET, 1850 mm HIGH



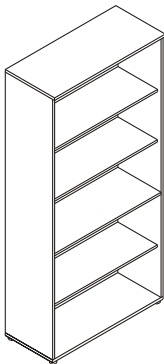
OPEN CABINET
MW-1810 W 400 D 400 H 1850 mm



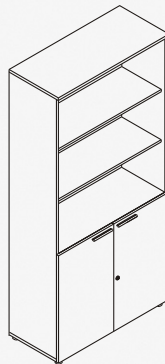
OPEN AND 1-DOOR CABINET
MW-1801 W 400 D 400 H 1850 mm



1-DOOR CABINET
MW-1811 W 400 D 400 H 1850 mm



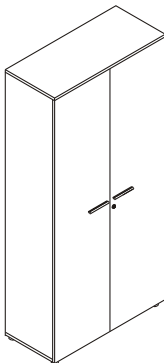
OPEN CABINET
MW-1800 W 900 D 400 H 1850 mm



OPEN AND 2-DOOR CABINET
MW-1802 W 900 D 400 H 1850 mm



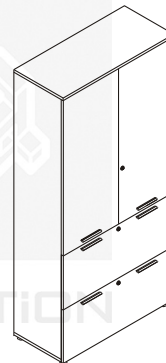
OPEN AND SLIDING DOOR CABINET
MW-180S W 900 D 400 H 1850 mm



2-DOOR CABINET
MW-1822 W 900 D 400 H 1850 mm

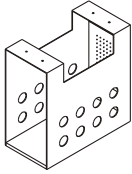


**OPEN AND HANGING FILE
DRAWER CABINET**
MW-180F W 900 D 400 H 1850 mm



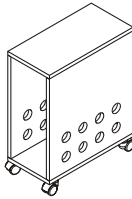
**2-DOOR AND HANGING FILE
DRAWER CABINET**
MW-182F W 900 D 400 H 1850 mm

CPU STORAGE STEEL CARCASE

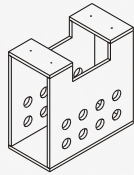


SUSPENDED CPU STORAGE
I-CPU01 W 250 D 500 H 565 mm

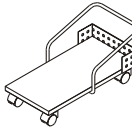
CPU STORAGE PARTICLE BOARD CARCASE



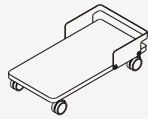
MOBILE CPU STORAGE
I2-CPU01R W 250 D 500 H 630 mm



SUSPENDED CPU STORAGE
I2-CPU01 W 250 D 500 H 565 mm



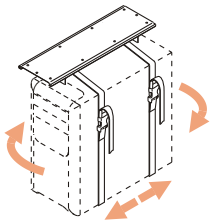
MOBILE CPU TROLLEY
T-CPU01R W 250 D 500 H 250 mm



MOBILE CPU TROLLEY
T-CPU02R W 250 D 500 H 145 mm

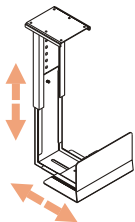
20

CPU STORAGE STRAP TYPE (Suspend Under Worktop)



SUSPENDED SWIVEL CPU STORAGE
(Sliding In/Out, Rotatable)
I-CPU03 W 140 D 450 H 52 mm
(Size **NOT** include CPU)

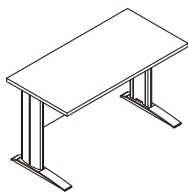
CPU STORAGE ADJUSTABLE TYPE (Suspend Under Worktop)



SUSPENDED CPU STORAGE
(Adjustable Height and Width)
I-CPU04 W 205-305 D 240 H 320-535 mm

LOOP LINE CONFERENCE SET

PARTICLE BOARD TOP (with Melamine or HPL Finish)



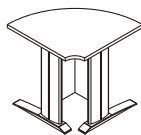
CONFERENCE TABLE

M9-CF120 W 1200 D 600 H 730 mm

M9-CF140 W 1400 D 600 H 730 mm

M9-CF180 W 1800 D 600 H 730 mm

M9-CF210 W 2100 D 600 H 730 mm



CORNER CONFERENCE TABLE

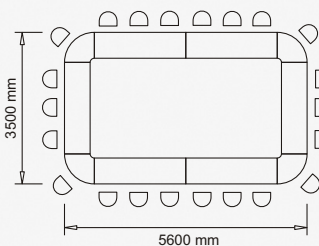
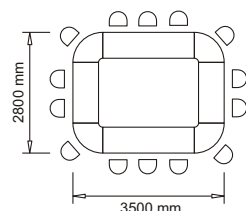
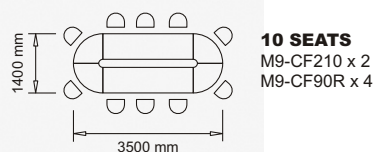
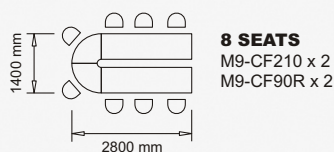
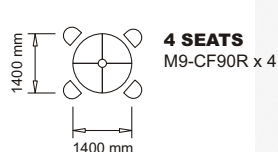
M9-CF90R W R700 D 600 H 730 mm



CORNER CONFERENCE TOP

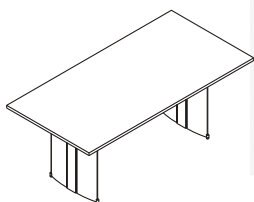
M9-CF6090°R W R700 D 600 T 28 mm

SAMPLE OF LOOP LINE CONFERENCE SET LAY-OUT



CONFERENCE TABLE, RECTANGULAR SHAPE

PARTICLE BOARD TOP (with Melamine or HPL Finish)



CONFERENCE TABLE

M9-T150 W 1500 D 800 H 730 mm

M9-T165 W 1650 D 800 H 730 mm

M9-T180 W 1800 D 800 H 730 mm

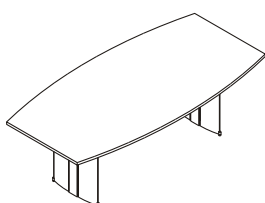
M9-T200 W 2000 D 1000 H 730 mm

M9-T240 W 2400 D 1000 H 730 mm

INDUSTRIAL CUSTOMIZATION

CONFERENCE TABLE, BOAT SHAPE

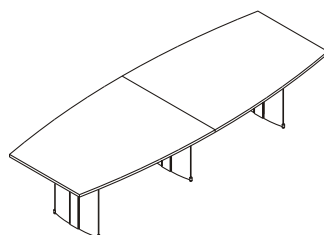
PARTICLE BOARD TOP (with Melamine or HPL Finish)



CONFERENCE TABLE

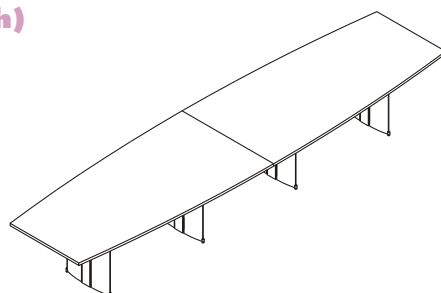
M9-B1220 W 2000 D 1200 H 730 mm

M9-B1224 W 2400 D 1200 H 730 mm



CONFERENCE TABLE

M9-B1232 W 3200 D 1200 H 730 mm



CONFERENCE TABLE

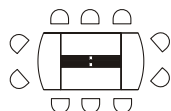
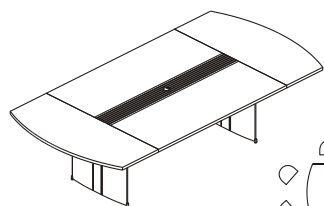
M9-B1248 W 4800 D 1200 H 730 mm

Note 1: Glass top is not available.

Note 2: Special table's size, shape and material available upon customer's request.

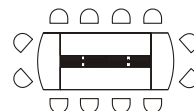
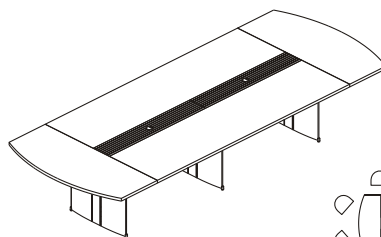
Note 3: Please order **CABLE MANAGER** (wireway underneath worktop), **GROMMET** and **ACCESSORIES** separately.

LINEAR EXTENDING CONFERENCE SET PARTICLE BOARD TOP (with Melamine or HPL Finish)



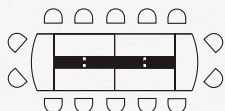
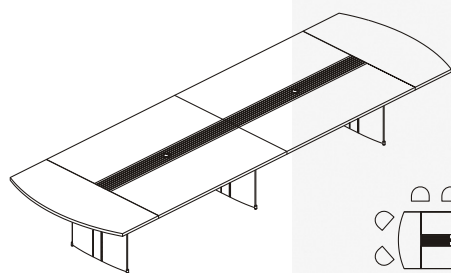
10 SEATS

M9-CR1428 W 2800 D 1400 H 730 mm



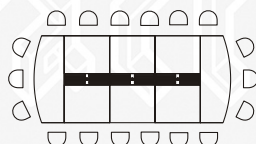
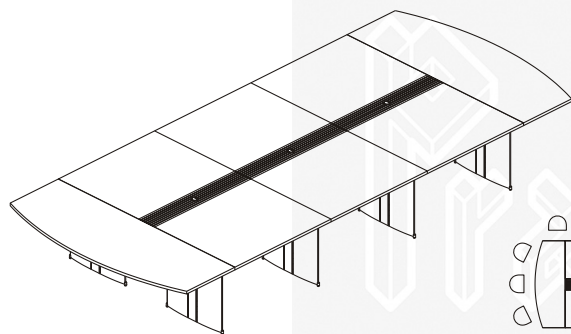
12 SEATS

M9-CR1436 W 3600 D 1400 H 730 mm



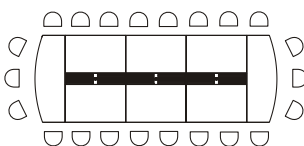
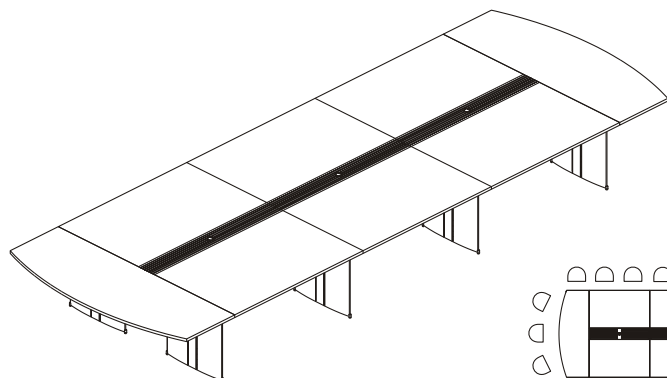
14 SEATS

M9-CR1444 W 4400 D 1400 H 730 mm



18 SEATS

M9-CR2252 W 5200 D 2200 H 730 mm



22 SEATS

M9-CR2264 W 6400 D 2200 H 730 mm

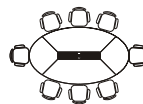
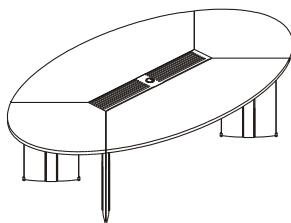
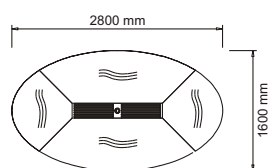
Note 1: Glass top is not available.

Note 2: Special table's size, shape and material available upon customer's request.

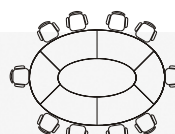
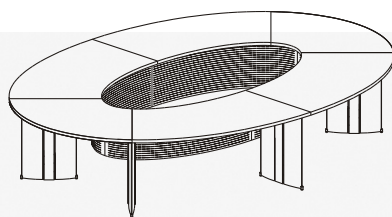
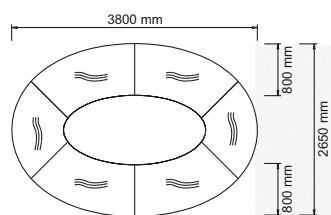
Note 3: Please order **CABLE MANAGER** (wireway underneath worktop), **GROMMET** and **ACCESSORIES** separately.

CONFERENCE TABLE, RING SHAPE

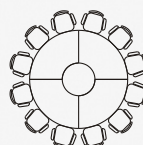
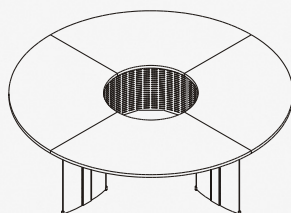
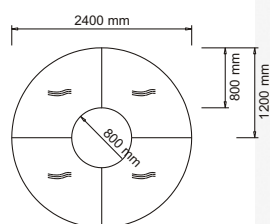
PARTICLE BOARD TOP (with Melamine or HPL Finish)



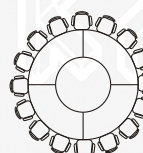
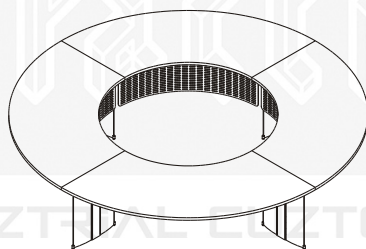
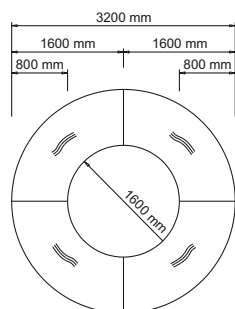
8 SEATS
M9-CO1628 W 2800 D 1600 H 750 mm



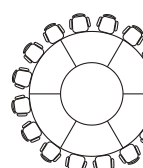
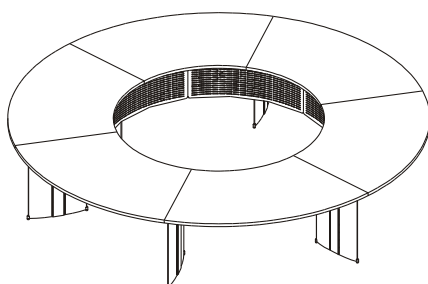
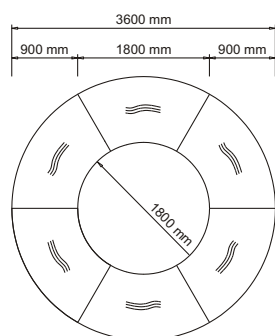
10 SEATS
M9-CO2638 W 3800 D 2650 H 730 mm



12 SEATS
M9-CO2424 W 2400 H 730 mm



16 SEATS
M9-CO3232 W 3200 H 730 mm



16 SEATS
M9-CO3636 W 3600 H 730 mm

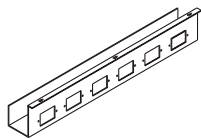
Note 1: Glass top is not available.

Note 2: Special table's size, shape and material available upon customer's request.

Note 3: Please order **CABLE MANAGER** (wireway underneath worktop), **GROMMET** and **ACCESSORIES** separately.

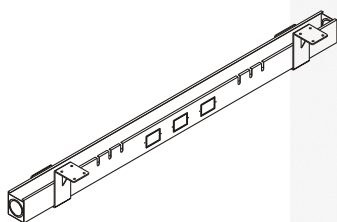
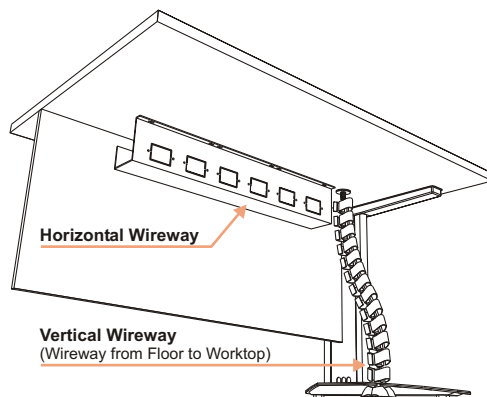
Note 4: Standard product will be supply with perforated steel modesty panel pattern **PR06** (see page 6).

CABLE MANAGER



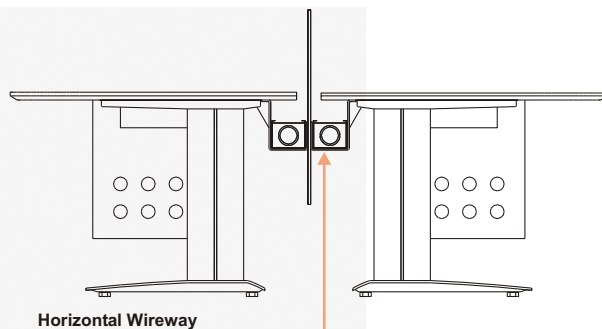
HORIZONTAL WIREWAY FOR FREE-STANDING DESK (Attach Under Worktop, Behind Modesty Panel)

HW80 W 800 D 80 H 90 mm
HW100 W 1000 D 80 H 90 mm
HW120 W 1200 D 80 H 90 mm
HW160 W 1600 D 80 H 90 mm



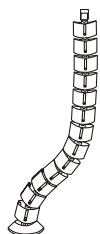
HORIZONTAL WIREWAY FOR WORK CLUSTER (Attach Under Worktop, In Front of Modesty Panel)

I-HW100 W 1000 D 80 H 100 mm
I-HW120 W 1200 D 80 H 100 mm
I-HW160 W 1600 D 80 H 100 mm



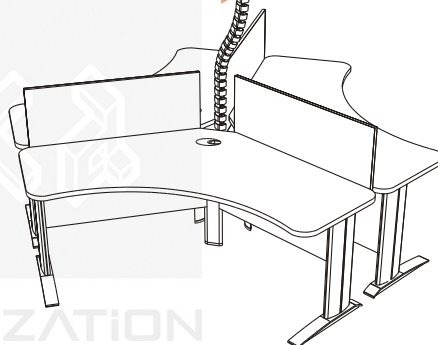
Ceiling Level

Vertical Wireway
(Wireway from Ceiling to Worktop)



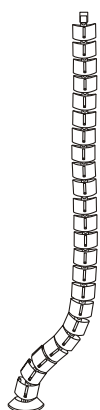
VERTICAL WIREWAY (SNAKE) (Attach from Floor to Worktop)

VW76 W 60 H 750 mm




Ceiling Level

Wire Access Pole
(Wireway from Ceiling to Worktop)



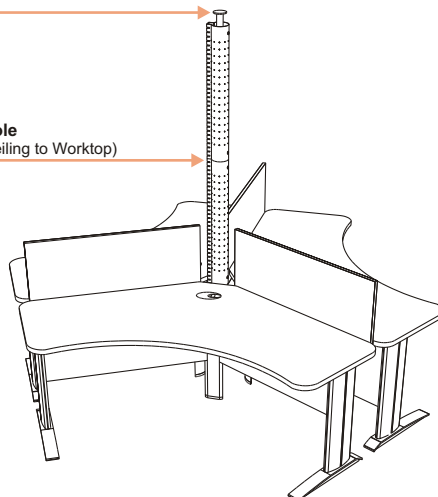
VERTICAL WIREWAY (SNAKE) (Attach from Ceiling to Worktop)

VW260 W 60 H 2600 mm



WIREWAY ACCESS POLE (Attach from Ceiling to Worktop)

WP260 W 100 H 2600 mm




Praktik

INDUSTRIAL CUSTOMIZATION

ACCESSORIES

OUTLETS ON WORKTOP (for Power, Computer and Telephone)


SIMPLE TYPE (for Power ONLY!)



CLOSE



PUSH



OPEN

ACCESS

W 153 D 73 H 55 mm

Finish: Matt chrome

Power Supply: 2 sockets with grounding, duplex universal receptacle (3 gang, 10/15 A, 240 AC V)

POP-UP TYPE



CLOSE



PRESS BUTTON



OPEN

POPUP

W 264 D 117 H 67 mm

Finish: Matt chrome

Power Supply: 2 sockets with grounding, duplex universal receptacle (3 gang, 10/15 A, 240 AC V)

LAN (Computer, Internet): RJ45 Cat5e shielded

Telephone (Voice): 1 AMP RJ11 Cat3

ELECTRIC TURNABLE TYPE



CLOSE



TOUCH



OPEN

ROVO TOUCH-S (2 Powers, 1 LAN)

W 297 D 109 H 103 mm

ROVO TOUCH-L (2 Powers, 1 LAN, 1 Phone, 1 VGA)

W 351 D 109 H 103 mm

Finish: Natural aluminium


Power Supply: 2 sockets with grounding, duplex universal receptacle (3 gang, 10/15 A, 240 AC V)

LAN (Computer, Internet): RJ45 Cat5e shielded

Telephone (Voice): 1 AMP RJ11 Cat3

VGA (Monitor): D-Sub 15 pin

TELEPHONE STAND



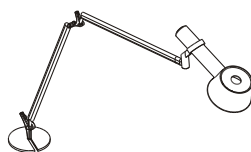
SWIVEL TELEPHONE STAND

I-TE01

Telephone Tray: W 250 D 265 mm

Armature Includes: W 430 H 200 mm

LIGHTING

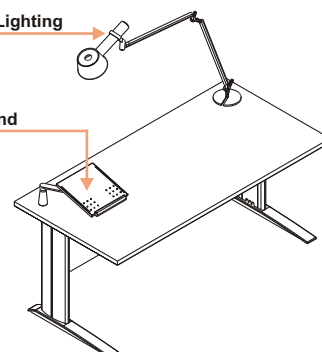


PERSONAL DESK'S TOP LIGHTING

I-LI01 H 850 mm

Personal Desk's Top Lighting

Swivel Telephone Stand



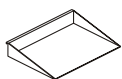
ACCESSORIES

HUNG ON SCREEN TRAY



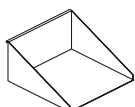
CD TRAY

TA-01 W 145 D 110 H 130 mm



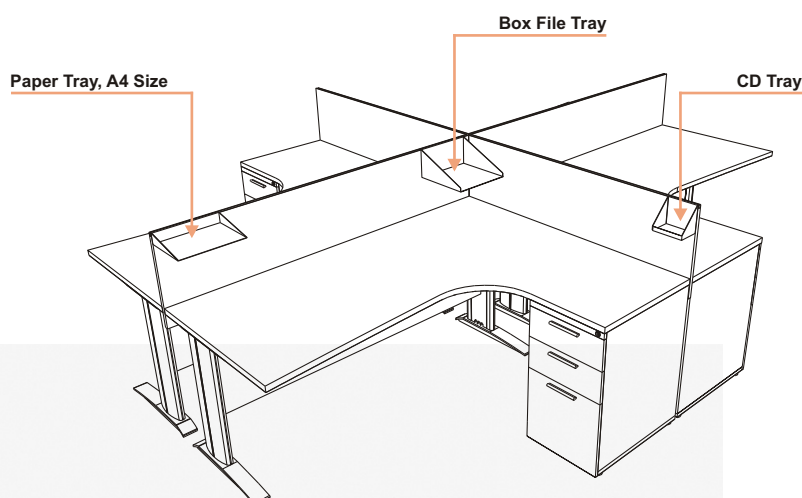
PAPER TRAY, A4 SIZE

TA-02 W 310 D 230 H 50 mm



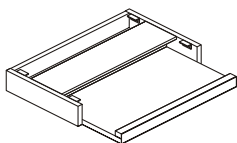
BOX FILE TRAY

TA-03 W 300 D 300 H 150 mm



KEYBOARD TRAY

SIMPLE TYPE



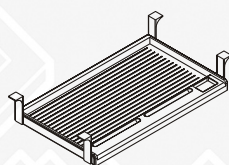
KEYBOARD TRAY, Particle Board

MW-EKD60 W 600 D 350 H 82 mm

MW-EKD70 W 700 D 350 H 82 mm

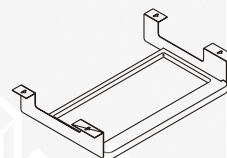
MW-EKD80 W 800 D 350 H 82 mm

MW-EKD90 W 900 D 350 H 82 mm



KEYBOARD TRAY, Plastic (with Sliding Mouse Pad)

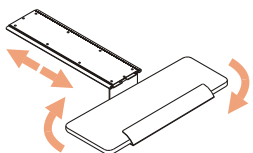
EKD-5/G W 540 D 325 H 80 mm



KEYBOARD TRAY, MDF Board & Steel

EKD-8 W 580 D 350 H 82 mm

ERGONOMIC TYPE



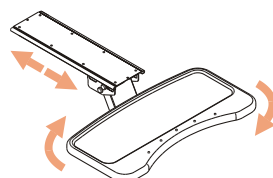
FIXED HEIGHT KEYBOARD TRAY

(Sliding In/Out, Turnable Left/Right,
220 mm Extended from Worktop's Edge)

EKD-6

Keyboard Tray: W 545 D 240 mm

Mechanism Includes: W 545 D 680 H 75 mm



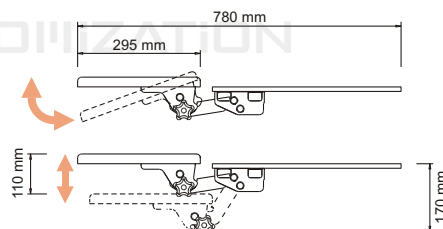
FULLY ADJUSTABLE KEYBOARD TRAY

(Sliding In/Out, Turnable Left/Right, Height Adjustable,
Tiltable, 320 mm Extended from Worktop's Edge)

EKD-7


Keyboard Tray: W 600 D 295 mm

Mechanism Includes: W 600 D 780 H 170 mm



ACCESSORIES

NAME PLATE

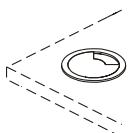


RECTANGULAR SHAPE
NP-180 W 180 H 80 T 2 mm

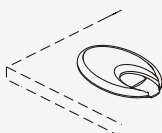


CIRCULAR SHAPE
NP-C150 W 150 T 2 mm

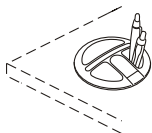
GROMMET



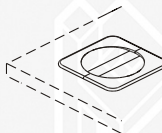
CIRCULAR SHAPE
G-1 W 67 mm



OVAL SHAPE
G-2 W 90 L 140 mm

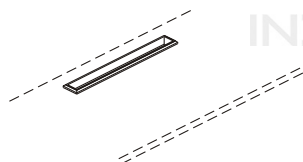


CIRCULAR SHAPE
(with Pen Cup)
G-3 W 80 mm



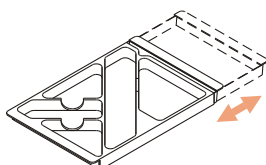
SQUARE SHAPE
G-7 W 93 L 93 mm

PRINTER-PAPER SLOT



PS-3 W 450 D 60 mm

PENCIL TRAY



PT-4 W 335 D 225 H 26 mm
(Internal adjust space 130 mm more)

